

INTRODUCTION:

Adam Tech Disk Drive Series connectors are so named for their original use in Disk Drives. Their familiar and reliable performance continues to make them a popular two piece connector interface for many other applications. This series offers both a wire mounted male and a PCB mounted header in straight or right angle mount. These mate to one of two types of wire mounted female housings. One with preloaded IDC contacts and the second with contacts crimped to wire and inserted into the blank female housing. Made with sturdy, precision engineered contacts they provide a high reliability, polarized, secure locking connector design.

FEATURES:

- Secure locking, Polarized design
- Wire to wire or Wire to board option
- High reliability contacts
- 5 amp current rating

MATING CONNECTORS:

This series mates with all industry standard disk drive connectors

SPECIFICATIONS:

Material:

- Insulator: Nylon 66, rated UL94V-2
- Insulator Color: Natural
- Contacts: Brass, tin plated

Electrical:

- Operating voltage: 250V AC / DC max.
- Current rating: 5 Amps max
- Contact resistance: 20 mΩ max. Initial
- Insulation resistance: 1000 MΩ min.
- Dielectric withstanding voltage: 1500V AC for 1 minute

Mechanical:

- Insertion force: 4 lbs max
- Withdrawal force: 1.5 lbs min
- Mating durability: 500 Cycles min.

Temperature Rating:

Operating temperature: -20°C to +120°C

PACKAGING:

- Anti-ESD plastic bags
- Contacts: 7000 pcs on reel

SAFETY AGENCY APPROVALS:

- UL Recognized File No. E224053
- CSA Certified File No. LR1578596



ORDERING INFORMATION

DDH

SERIES INDICATOR

- DDH** = Male, wire mount housing
- DDF** = Female, wire mount housing
- DDS** = Male, straight PC Board Mount
- DDR** = Male, right angle PC Board Mount
- DFW** = Female with Discrete IDC contacts
- DFW-B** = Cover, end mount
- DFW-C** = Cover, feed-thru

04

POSITIONS

- 02** = 2 Positions
- 03** = 3 Positions
- 04** = 4 Positions

CRIMP CONTACT

DMC

CONTACT TYPE

- DMC** = Male crimp contact
- DFC** = Female crimp contact

01

WIRE SIZE

01 = 22-18 AWG

R

PACKAGING

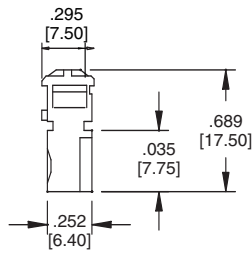
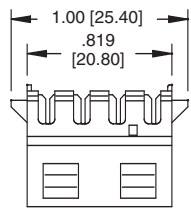
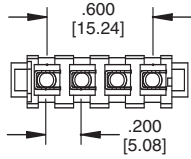
- R** = 7,000 piece reel
- B** = 1,000 pieces loose cut



DFW
FEMALE DISCRETE WIRE
IDC CONNECTOR



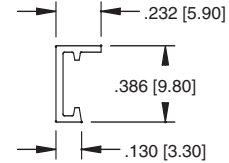
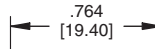
DFW-04



DFW-B
END MOUNT COVER



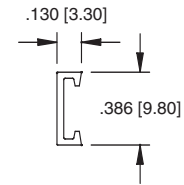
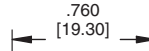
DFW-B-04




DFW-C
FEED THRU COVER



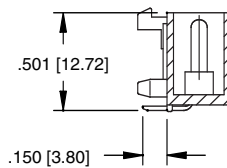
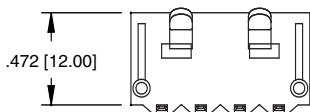
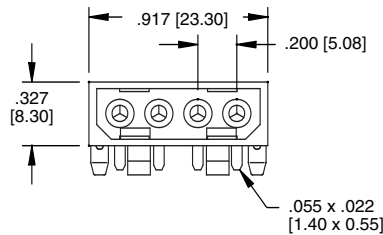
DFW-C-04



DDR
MALE RIGHT ANGLE
PCB MOUNT



DDR-04



DDS
MALE STRAIGHT
PCB MOUNT



DDS-04

