

Technical drawings for IEC-NA-4 connector showing front, side, and PCB layout views with dimensions in inches and millimeters.

**IEC-NA-4**  
**UNIVERSAL PANEL SNAP**

---

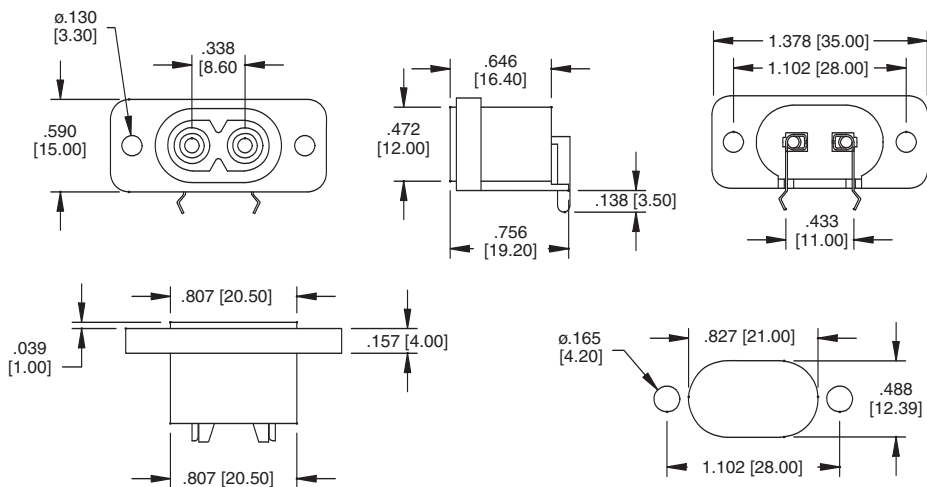
Technical drawings for IEC-NB-4 connector showing front, side, and PCB layout views with dimensions in inches and millimeters.

**IEC-NB-4**  
**DEDICATED PANEL SNAP**

---

Technical drawings for IEC-NB-A-4 connector showing front, side, and PCB layout views with dimensions in inches and millimeters.

**IEC-NB-A-4**  
**SLIDE ON PANEL**

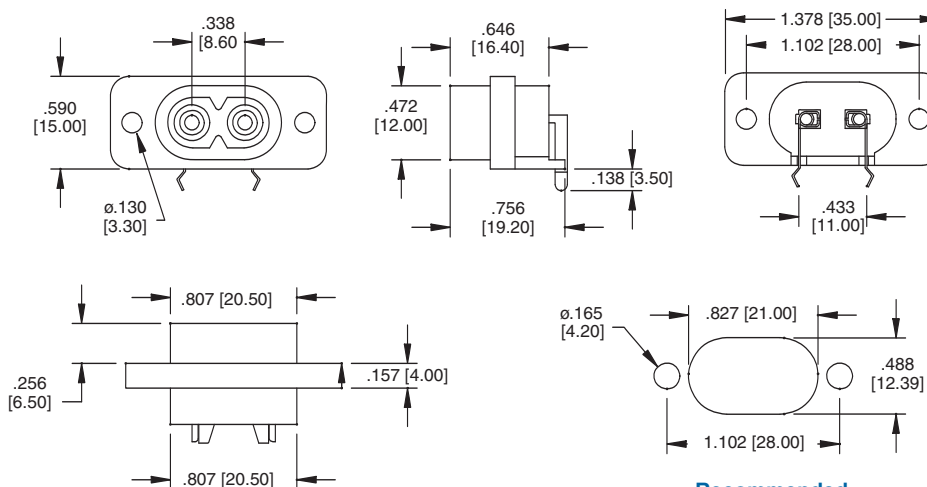


Recommended PCB Layout



IEC-NC-4  
RIGHT ANGLE  
PANEL MOUNT

Recommended Panel Cut-Out

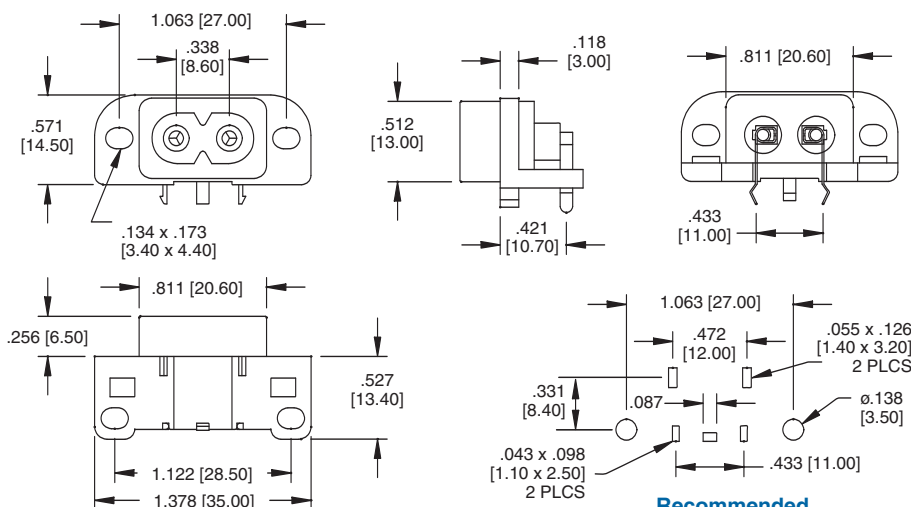


Recommended PCB Layout




IEC-NC-A-4  
RIGHT ANGLE  
PANEL MOUNT

Recommended Panel Cut-Out



Recommended PCB Layout



IEC-ND-4  
RIGHT ANGLE  
PANEL MOUNT

Recommended Panel Cut-Out

