

INTRODUCTION:

Adam Tech MTJ series Modular Telephone Jacks are a complete line of PCB and wire leaded jacks which are UL and CSA approved and meet all required FCC rules and regulations. Adam Tech offers a multitude of sizes (4p2c thru 10p10c) with styles including single, ganged and stacked versions with options of ferrite or magnetic filtering and or metal shielding. Jacks with integral LED's and combination hybrids such as MTJ/USB jacks are also available. These jacks are available in thru-hole or SMT mounting.

FEATURES:

- UL 1863 recognized
- FCC compliant to No. 47 CFR part 68
- Magnetic and Ferrite filtered types
- 4,6,8 and 10 positions available
- Single, stacked or ganged
- Hi-Temp and LED options
- Unshielded or Metal Shielded
- Thru-Hole or SMT mounting
- Cat. 5 & 5E ANSI/TIA/EIA 568.2

MATING PLUGS:

Adam Tech modular telephone plugs and all industry standard telephone plugs.

SPECIFICATIONS:

Material:

- Insulator: PBT, Nylon or ABS, rated UL94V-0
- Insulator Colors: black or medium gray
- Contacts: Phosphor Bronze
- Shield: Phosphor Bronze, tin plated

Contact Plating:

- Flat contacts: gold flash over nickel underplate on contact area, Tin over copper underplate on solder tails.
- Round contacts: gold flash over nickel underplate overall

Electrical:

- Operating voltage: 150V AC max.
- Current rating: 1.5 Amps max.
- Contact resistance: 20 mΩ max. initial
- Insulation resistance: 500 MΩ min.
- Dielectric withstanding voltage: 1000V AC for 1 minute

Mechanical:

- Insertion force: 4 contacts: 17.6N
- 6 contacts: 20.6N
- 8 contacts: 22.5N
- 10 contacts: 24.5N

Durability: 500 Cycles

Temperature Rating:


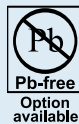
Operating temperature: -40°C to +125°C

PACKAGING:

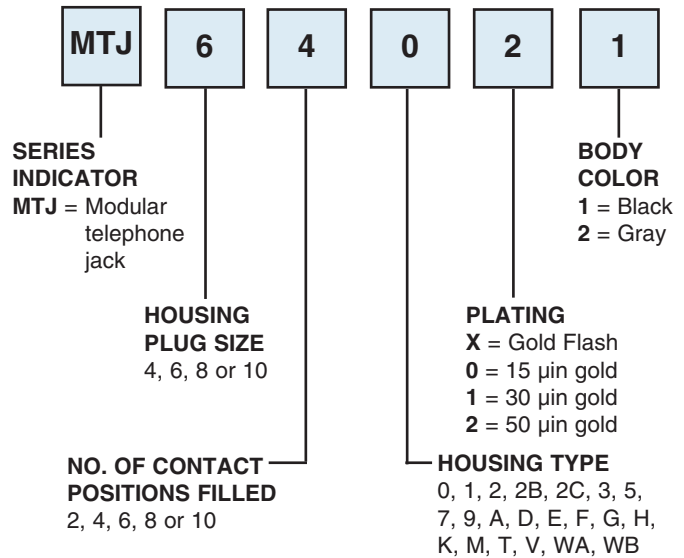
Anti-ESD plastic trays

SAFETY AGENCY APPROVALS:

UL Recognized E224049



ORDERING INFORMATION



OPTIONS:

- Add designator(s) to end of part number
- S** = Face shielded jack (Body type 0 only)
- FS*** = Five sided shield (Illustrations pages 16-32)
Consult factory for custom shielding requirements
- SMT** = Surface mount tails, housings 0, 5, 9, G & W with Hi-Temp insulator
- N** = No panel stops
- K** = Keyed telephone jack
- HT** = Hi-Temp insulator for Hi-Temp soldering processes
- RC** = RoHS compliant lead-free product with Hi-Temp insulator
- PG** = Panel ground tabs