

### INTRODUCTION:

Adam Tech Right Angle slimline SMT D-Sub connectors are a popular interface for many I/O applications. Offered in 9, 15 and 25 positions they are an excellent choice for a low cost industry standard connection and are ideal for low profile design requirements. Adam Tech connectors are manufactured with precision stamped contacts offering a choice of contact plating and a wide selection of mating and mounting options.

### FEATURES:

- Short profile space saving design
- Industry standard compatibility
- Durable metal shell design
- Precision formed bifurcated contacts
- Variety of Mating and mounting options

### MATING CONNECTORS:

Adam Tech D-Subminiatures and all industry standard D-Subminiature connectors.

### SPECIFICATIONS:

#### Material:

Insulator: Hi-Temperature thermoplastic, rated UL94V-0  
Insulator Color: Black  
Contacts: Phosphor Bronze or Brass  
Shell: Steel, Tin or Zinc plated  
Hardware: Brass, Nickel plated

#### Contact Plating:

Gold Flash (15 and 30  $\mu$ m Optional) over Nickel underplate on mating area, Tin over Copper underplate on SMT tails.

#### Electrical:

Operating voltage: 250V AC / DC max.  
Current rating: 1 Amp max.  
Contact resistance: 20 m $\Omega$  max. initial  
Insulation resistance: 5000 M $\Omega$  min.  
Dielectric withstanding voltage: 1000V AC for 1 minute

#### Mechanical:

Insertion force: 0.75 lbs max  
Extraction force: 0.44 lbs min

#### Temperature Rating:

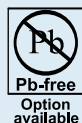
Operating temperature: -65°C to +125°C

### PACKAGING:

Anti-ESD plastic trays

### APPROVALS AND CERTIFICATIONS:

UL Recognized File No. E224053  
CSA Certified File No. LR1578596



### ORDERING INFORMATION

DB25

SS

24

#### SHELL SIZE/ POSITIONS

DE09 = 9 Positions  
DB25 = 25 Positions  
HDL15 = High Density  
15P

#### MOUNTING / GROUNDING OPTIONS

24 = Forked Boardlocks  
for PCB Retention and  
#4-40 threaded inserts  
in mounting holes  
25 = Forked Boardlocks  
for PCB retention and  
#4-40 threaded inserts  
in mounting holes with  
installed jackscrews

#### CONTACT / TYPE

PP = Plug Surface Mount  
SS = Socket Surface Mount

### OPTIONS:

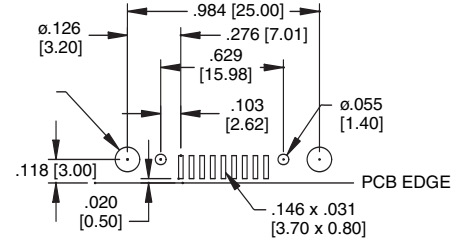
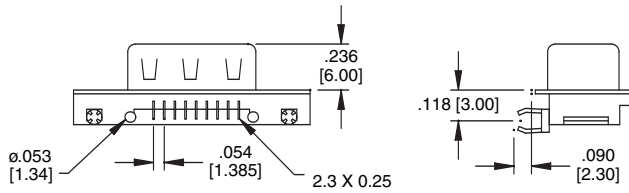
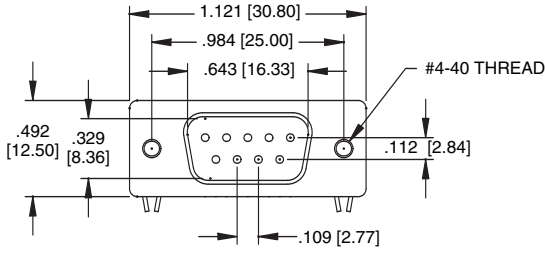
Add designator(s) to end of part number

30 = 30  $\mu$ m gold plating in contact area

R = Round jackscrews

RC = RoHS compliant lead-free product  
with Hi-Temp insulator

### 9 POSITION PLUG

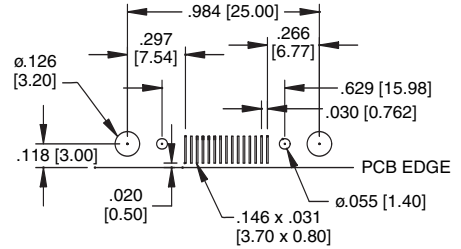
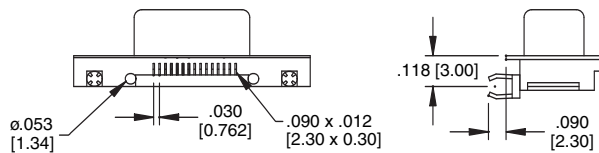
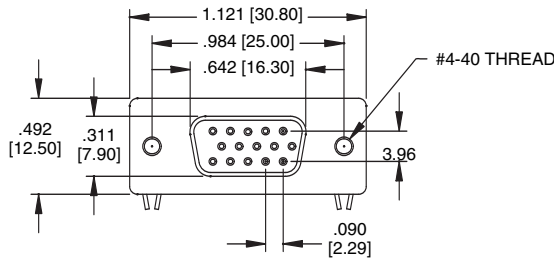


Recommended PCB Layout




DE09-SS-24

### HD15 POSITION SOCKET

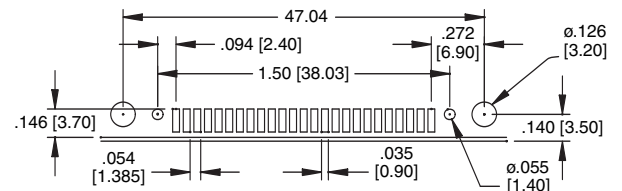
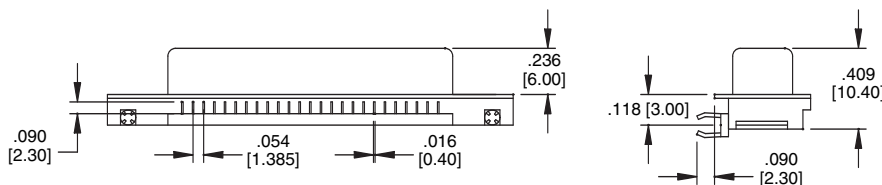
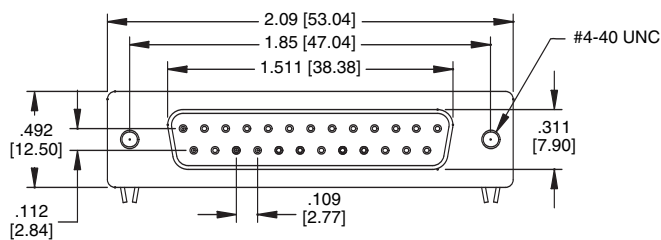


Recommended PCB Layout



HDL15-SS-25

### 25 POSITION SOCKET



Recommended PCB Layout



DB25-SS-24