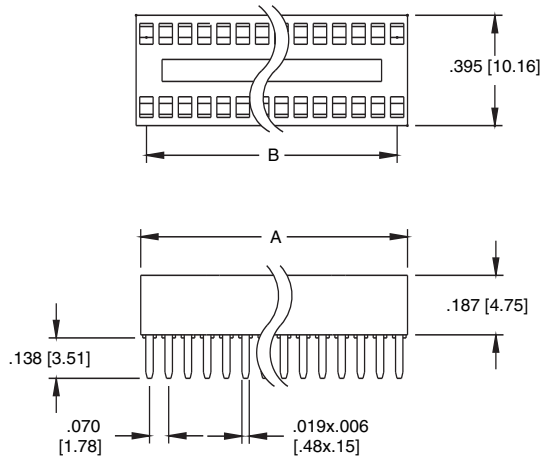



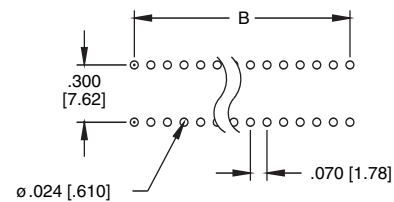
### ISD SERIES .300" ROW CENTERLINE SHRINK DIP SOCKETS POSITIONS: 24, 28, 30



A = .070 [1.78] X No. of Positions Per Row  
B = .070 [1.78] X No. of Spaces

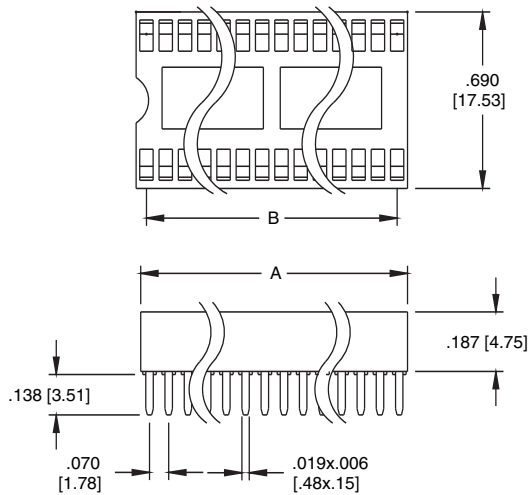


ISD-24-T




Recommended PCB Layout

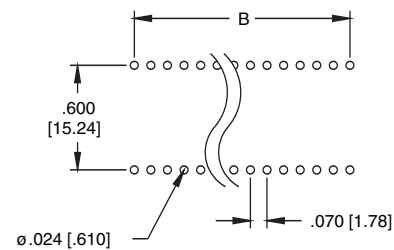
### ISD SERIES .600" ROW CENTERLINE SHRINK DIP SOCKETS POSITIONS: 40, 42



A = .070 [1.78] X No. of Positions Per Row  
B = .070 [1.78] X No. of Spaces

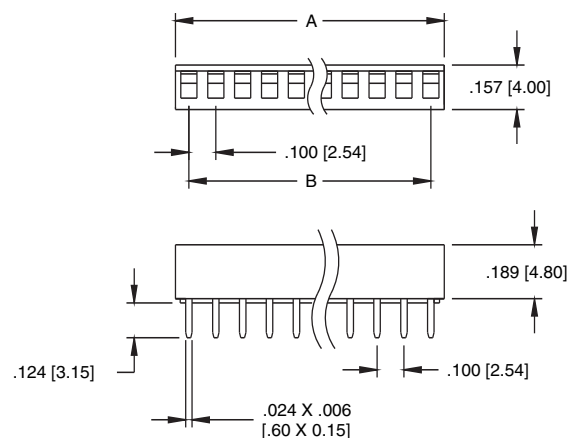


ISD-40-T

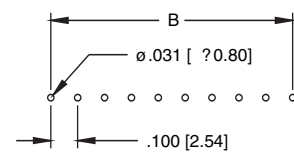


Recommended PCB Layout

### SIS SERIES SINGLE ROW .100" CENTERLINE SOCKETS POSITIONS: 2P THRU 20P



SIS-12-T



Recommended PCB Layout

A = .100 [2.54] X No. of Positions  
B = .100 [2.54] X No. of Spaces