

INTRODUCTION:

Adam Tech CE Series Card Edge Connectors are precision engineered PCB mount connectors developed to mate with the plated fingers of a printed circuit daughter board. Their bifurcated, cantilever contacts are set in a dual readout configuration and they offer a reliable connection for wide range of PCB thicknesses. Adam Tech's sturdy solder tails with tapers allow easy insertion and rugged durability.

FEATURES:

.100" x .200" centerlines
Selectively gold plated contacts
Wide selection of positions
Compatible with a wide range of PCB thicknesses

MATING PC BOARDS:

All printed circuit boards with a thickness of .055" to .075"

SPECIFICATIONS:

Material:

Insulator: PBT, 30% glass reinforced, rated UL94V-0
Insulator Color: Black
Contacts: Phosphor Bronze

Contact Plating:

Gold Flash (30 μ m Optional) over Nickel underplate on contact area, tin over copper underplate on tails.

Electrical:

Operating voltage: 250V AC max.
Current rating: 3 Amps max.
Contact resistance: 30 m Ω max. initial
Insulation resistance: 3000 M Ω min.
Dielectric withstanding voltage: 500V AC for 1 minute

Mechanical:

Insertion force: 10 oz max.
Withdrawal force: 3 oz min

Temperature Rating:



Operating temperature: -40°C to +105°C

PACKAGING:

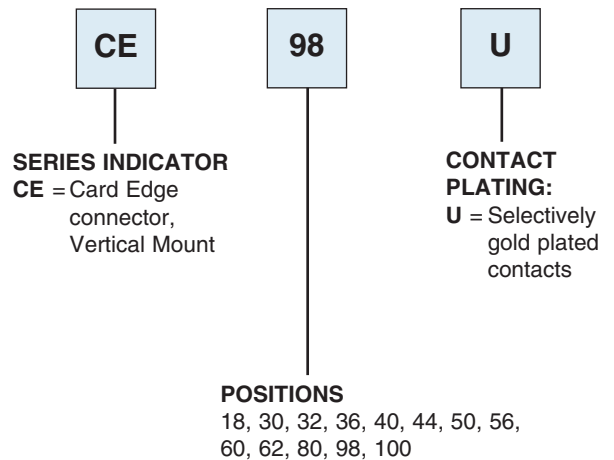
Anti-ESD plastic trays

SAFETY AGENCY APPROVALS:

UL Recognized File No. E224053
CSA Certified File No. LR1578596



ORDERING INFORMATION



OPTIONS:

Add designator(s) to end of part number
30 = 30 μ m gold plating in contact area
RC = RoHS compliant lead-free product with Hi-Temp insulator