

6

5

4

3

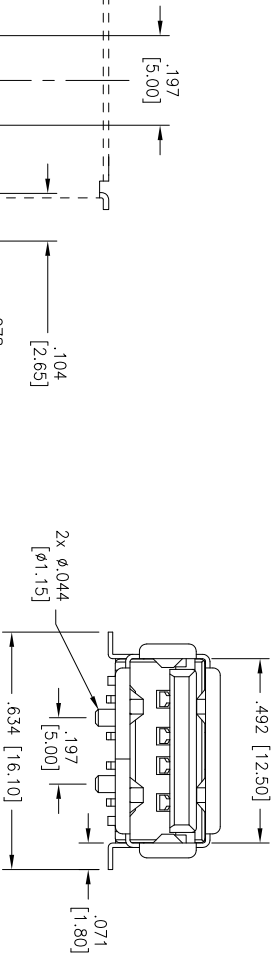
2

1

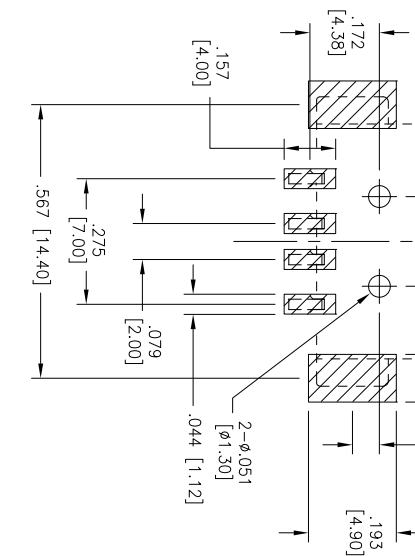
APPROVED: \_\_\_\_\_  
 DATE: \_\_\_\_\_ TITLE: \_\_\_\_\_

Rev	AWO #	Description	Date	Appr
-		RELEASED	02/02/06	
A		REDESIGN	12/5/06	
B		UPDATED	3/26/08	

D

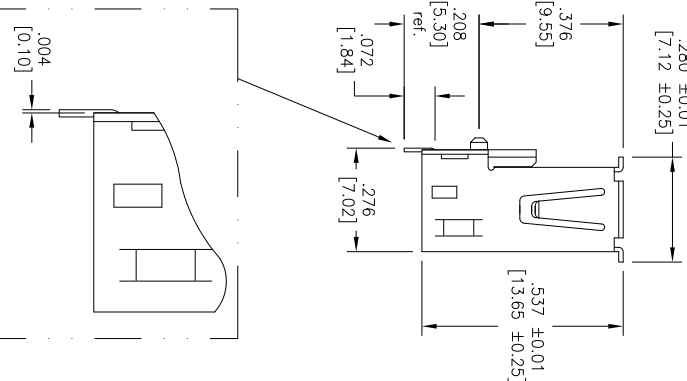
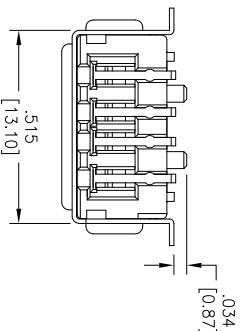
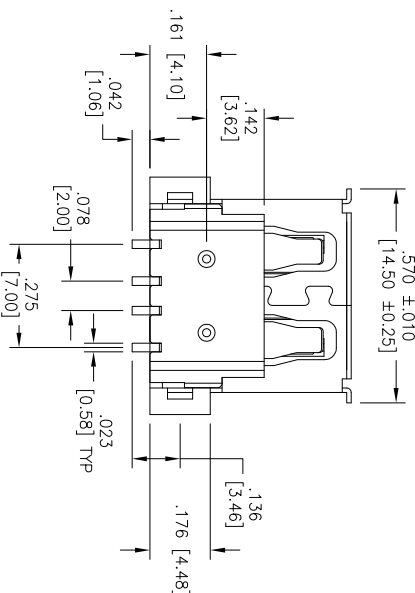


C



RECOMMENDED PCB LAYOUT

B



**SPECIFICATIONS:**

**Material:**  
 Insulator: Hi-Temp Nylon, Glass filled, rated UL 94V-0  
 Insulator color: Black  
 Contacts: Brass  
 Shell: Brass, Tin over Nickel underplate  
 Plating: Gold Flash on contact area, Tin on SMT tails, Nickel underplate overall

**Electrical:**  
 Operating voltage: 30 VAC max.  
 Current rating: 1.0 Amps max.  
 Contact resistance: 30 mohms max.  
 Insulation resistance: 1000 Mohms min. @ 500 VDC  
 Dielectric withstanding voltage: 500 VAC for 1 minute  
 Temperature Rating:  
 Operating temperature: -20°C to +85°C

**Environmental:**  
 Lead free, RoHS compliant.  
 Recommended soldering temp: 260°C for 5 sec.

A

UNLESS OTHERWISE SPECIFIED  
 ALL DIMENSIONS ARE IN INCHES [MM]  
 TOLERANCES: EXCEPT AS NOTED  
 INCHES: .X ±.10 ØXX ±.015  
 .XX ±.020 ØXXX ±.010  
 .XXX ±.015

**ADAM TECH**  
 909 Railway Avenue, Union, NJ 07083  
 Phone: 908-687-5000 Fax: 908-687-5710

A



UNLESS OTHERWISE SPECIFIED	DATE
APPROVALS	
CHECKED	
APPROVED	

SIZE	PART NO.	SCALE:	NTS	SHEET	1 OF 1
X	USB-A-S-R-A-T-SMT				
REV.					
B					

6

5

4

3

2

1