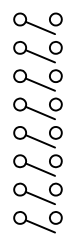
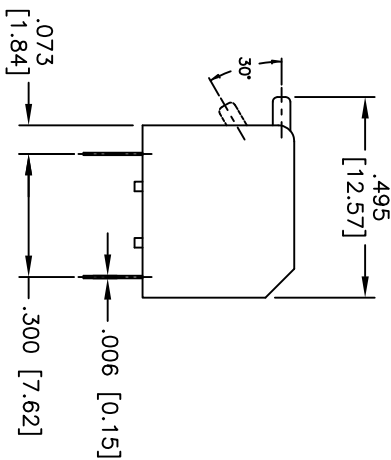
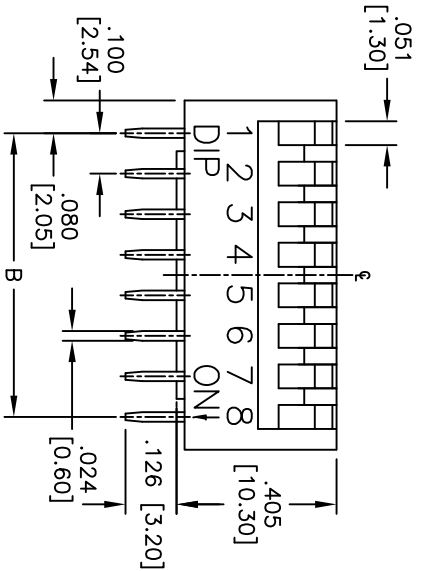
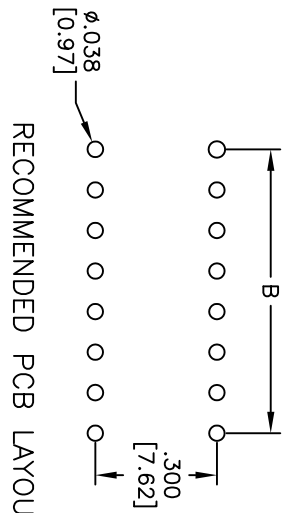
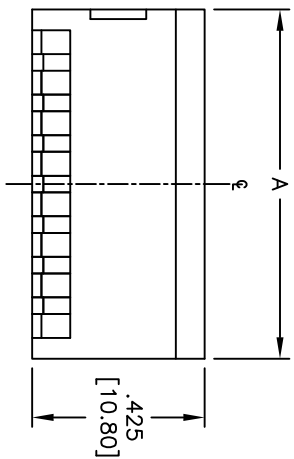


Rev	AWO #	Description	Date	Appr
-		RELEASED	6/30/10	

APPROVED: \_\_\_\_\_  
 DATE: \_\_\_\_\_ TITLE: \_\_\_\_\_



SCHEMATIC

**SPECIFICATIONS:**

**Material:**  
 Cover: PBT, rated UL 94V-0, molded Red  
 Actuator: PBT, rated UL 94V-0, molded White  
 Terminal: Phosphor Bronze, Gold plated  
 Contact: Phosphor Bronze, Gold plated  
 Base: PBT, rated UL 94V-0, molded Black  
 Tape: Blended Silicone and Rubber

**Electrical:**  
 Non-Switching: 100mA, 50V DC  
 Switching: 25mA, 24V DC  
 Contact resistance: 50 mohms max. initial  
 Insulation resistance: 100 Mohms min @ 500 VDC  
 Dielectric withstanding voltage: 500 VAC for 1 minute  
 Temperature Rating:  
 Operating temperature: -20°C to +70°C  
 Environmental:  
 Lead free, RoHS compliant  
 Recommended soldering temp: 235°C for 5 seconds

Positions: 2, 3, 4, 5, 6, 7, 8, 9, 10, 12  
 A = .100 [2.54] x No. of (Positions-1) + .161 [4.10]  
 B = .100 [2.54] x No. of (Positions-1)

**ADAM TECH**

909 Rahway Avenue, Union, NJ 07083  
 Phone: 908-687-5000 Fax: 908-687-5710

PLANO TYPE DIP SWITCH, LONG KEY

UNLESS OTHERWISE SPECIFIED ALL DIMENSIONS ARE IN INCHES [MM]	
TOLERANCES: EXCEPT AS NOTED	
INCHES	HOLES
.X ± .10	ØXX ± .10
.XX ± .020	ØXXX ± .015
.XXX ± .015	ØXXXX ± .010
APPROVALS	DATE
DRAWN	DY
CHECKED	
APPROVED	

SIZE	PART NO.	REV.
X	SW-DP-XX-SPST-V-T-P-L	-
REF: S0012T	SCALE: NTS	SHEET 1 OF 1

