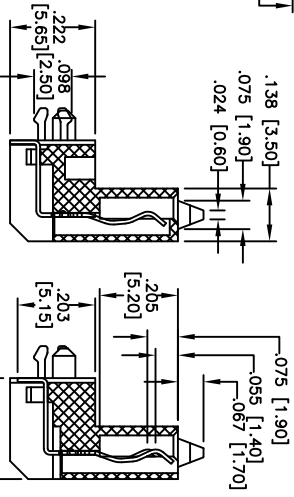
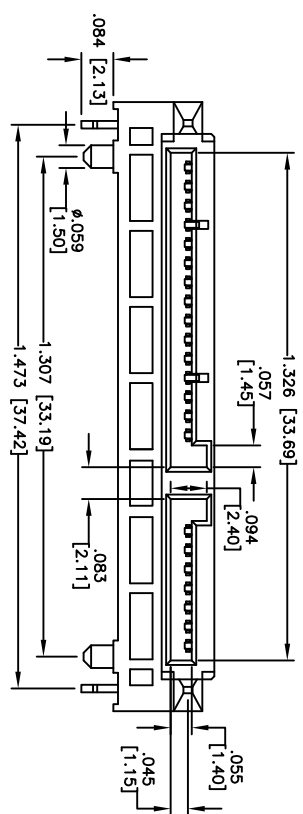
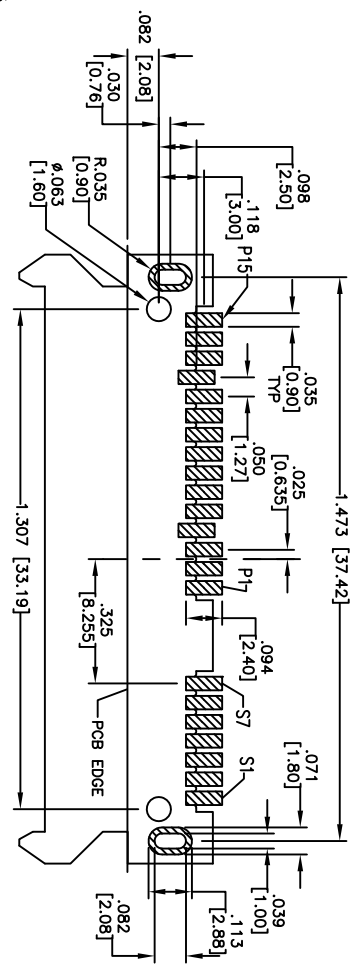
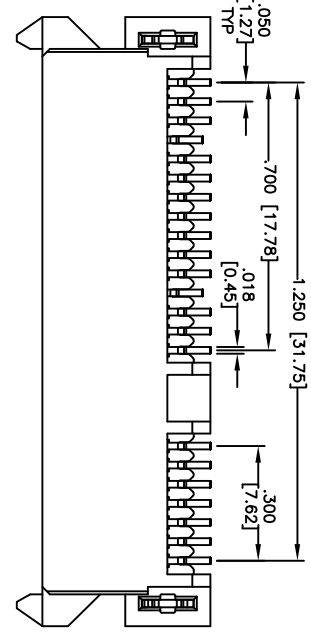


Rev	AWO #	Description	Date	Appr
-		RELEASED	12/08/10	



Signal Segment	Power Segment
Name	Name
Type	Type
S1 GND	P1 V33
S2 AT	P2 V33
S3 A-	P3 V33
S4 GND	P4 GND
S5 B-	P5 GND
S6 B+	P6 GND
S7 GND	P7 V2
	P8 V3
	P9 V3
	P10 GND
	P11 DAS/DSS
	P12 GND
	P13 V12
	P14 V12
	P15 V12

SPECIFICATIONS:
 Material: Insulator: LCP, rated UL 94V-0
 Insulator color: Black
 Contacts: Phosphor Bronze
 Plating: Gold Flash over Nickel underplate on contact area, Tin over Copper underplate on solder tails
 Electrical: Current rating: 1.5 Amps per contact
 Contact resistance: 30 mohms max
 Insulation resistance: 1,000 Mohms min
 Dielectric withstanding voltage: 500 VAC for 1 minute
 Temperature Rating: Operating temperature: -55°C to +85°C
 Environmental: Lead free, RoHS compliant
 Recommended soldering temp: 260°C for 5 sec.

UNLESS OTHERWISE SPECIFIED
 ALL DIMENSIONS ARE INCHES [MM]
 TOLERANCES: EXCEPT AS NOTED
 INCHES HOLES
 .X ±.10 Ø.X
 .XX ±.020 Ø.XX
 .XXX ±.015 Ø.XXX
 .XXX ±.015 ±.010

APPROVALS	DATE
DRAWN	DY
CHECKED	
APPROVED	

ADAM TECH
 909 Rahway Avenue, Union, NJ 07083
 Phone: 908-687-5000 Fax: 908-687-5710

TITLE: SATA CONNECTOR, 7P + 15P, 90°
 SMT TYPE, FEMALE

SIZE PART NO. SAT-A-Q-PM-SMT-01
 SCALE: NTS SHEET 1 OF 1