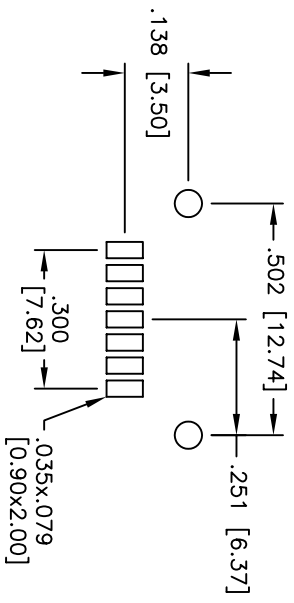
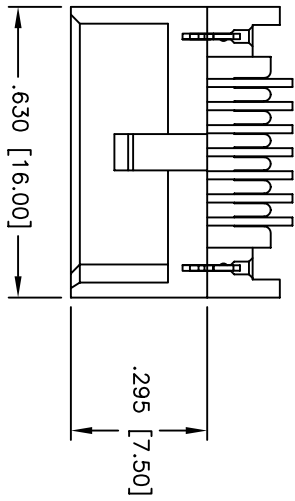
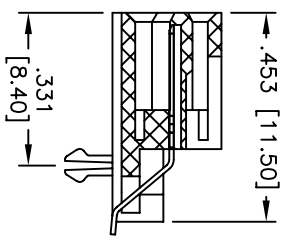
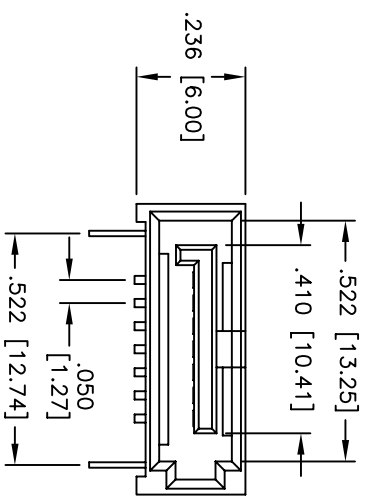


Rev	AWO #	Description	Date	Appr
-		RELEASED	5/23/05	

APPROVED: _____
 DATE: _____ TITLE: _____



RECOMMENDED PCB LAYOUT



SPECIFICATIONS:

- Material:**
- Insulator: LCP, rated UL 94V-0
- Insulator color: Black
- Contacts: Brass
- Plating:
- Gold flash over Nickel underplate on mating area,
- Tin over Copper underplate on tails
- Electrical:**
- Operating voltage: 30 VAC max
- Current rating: 1.5 Amps max
- Contact resistance: 30 mohms max
- Insulation resistance: 1,000 Mohms min @ 500 VAC
- Dielectric withstanding voltage: 500 VAC for 1 minute
- Mechanical:**
- Insertion force: 45N max.
- Withdrawal force: 10N min.
- Durability: 500 cycles
- Temperature Rating:
- Operating temperature: -55°C to +125°C
- Environmental:
- Lead free, RoHS compliant
- Recommended soldering temp: 260°C for 5 seconds



ADAM TECH

909 Rahway Avenue, Union, NJ 07083
 Phone: 908-687-5000 Fax: 908-687-5710

TITLE: SERIAL ATA CONNECTOR, TYPE A
 LEFT POLARIZATION, SURFACE MOUNT, KEY

UNLESS OTHERWISE SPECIFIED ALL DIMENSIONS ARE INCHES [MM]	
TOLERANCES: EXCEPT AS NOTED	
INCHES	HOLDS
.X ± .10	ØXX ± .10
.XX ± .020	ØXXX ± .015
.XXX ± .015	ØXXXX ± .010
APPROVALS	DATE
DRAWN SS	5/23/05
CHECKED	
APPROVED	

SIZE	PART NO.	REV.
X	SATA-A-PL-SMT-K	-
REF:	SCALE: NTS	SHEET 1 OF 1