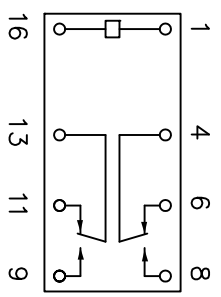
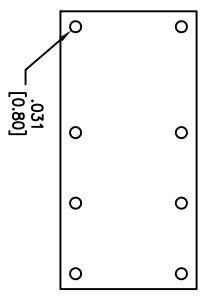
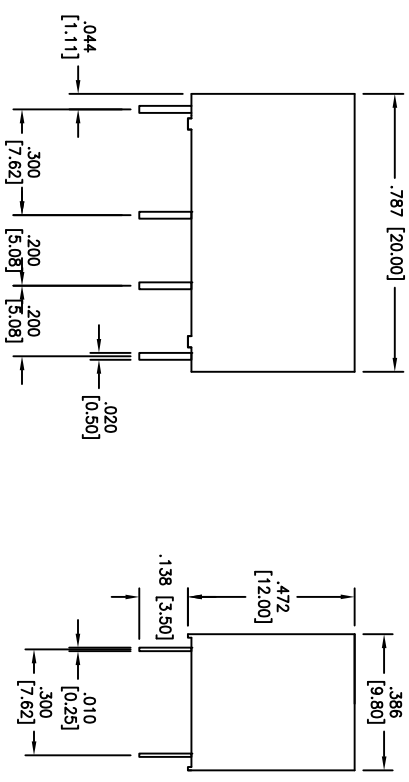


Rev	AWO #	Description	Date	Appr
-		RELEASED	8/26/09	

APPROVED: \_\_\_\_\_ TITLE: \_\_\_\_\_  
 DATE: \_\_\_\_\_



Wiring Diagram (Bottom View)

PART NO.	RT3-5-3A
Rated voltage (V DC)	5VDC
Power consumption (W)	0.40W APPROX.
Maximum voltage	160 Max.
Must dropout voltage	10 Min.
Must operate voltage	70 Max.
Coil Resistance	62.5Ω

**SPECIFICATIONS:**

**Electrical:**  
 Contact arrangement: DPDT (2 FORM C)  
 Contact material: Silver Alloy  
 Contact Resistance: 100mΩ Max.  
 Contact Rating (Resistive load): 3A 30VDC  
 Switching Voltage: AC250VAC / DC220V Max.  
 Switching Power: 125VA/90W  
 Insulation resistance: 1000 MΩ min. @ 500V DC  
 Dielectric Strength:  
 1000VAC(50Hz/min)Between open contacts  
 1000VAC(50Hz/min)Between coil and contact  
 Operate time: 4.5ms max. Release time: 1.5ms max.  
 Electrical Life: 100,000(AgNi); 300,000(AgPd)  
**Mechanical:**  
 Vibration: 1.5mm Double Amplitude 10-55Hz  
 Shock resistance: (Functional) 10g (11ms)  
 Shock resistance: (Destructive) 100g (6ms)  
 Mechanical Life: 10,000,000  
 Temperature Range: -40°C to +70°C  
**Environmental:**  
 Lead free, RoHS compliant  
 Safety Agency Approvals: cUL Recognized File No. E305638

**UNLESS OTHERWISE SPECIFIED ALL DIMENSIONS ARE INCHES [MM] TOLERANCES: EXCEPT AS NOTED**

APPROVALS	DATE
DRAWN DY	8/26/09
CHECKED	
APPROVED	

**ADAM TECH**  
 909 Rahway Avenue, Union, NJ 07083  
 Phone: 908-687-5000 Fax: 908-687-5710  
 RELAY, DC 5V, 3A



SIZE	PART NO.	REV.
X	RT3-5-3A	-

REF:	SCALE:	SHEET	OF
S00027C	NTS	1	1