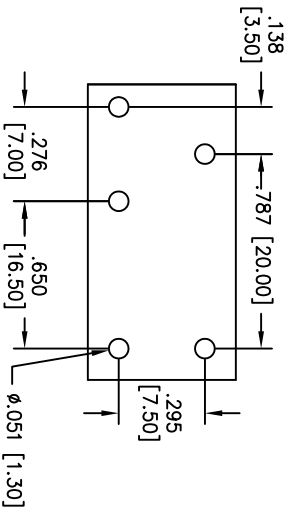
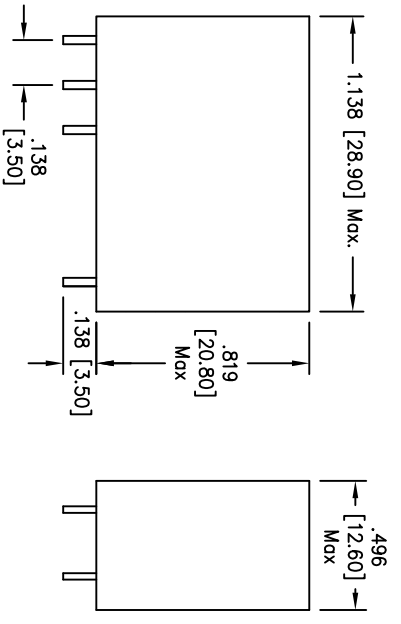
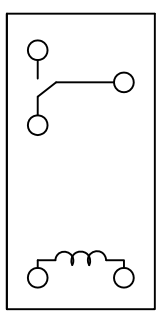


Rev	AWO #	Description	Date	Appr
-		RELEASED	9/29/10	

APPROVED: \_\_\_\_\_  
 DATE: \_\_\_\_\_ TITLE: \_\_\_\_\_



RECOMMENDED MOUNTING HOLES



WIRING DIAGRAM  
(Bottom View)

1 FORM C

PART NO.	RPM-1C-P-12
Rated Current (mA)	44mA
Rated Voltage (V DC)	12VDC
Power consumption (W)	0.54W
Maximum voltage	130 Max.
Must Drop-out Voltage	10 Min.
Must Operate Voltage	80 Max.
Coil Resistance	270Ω

**SPECIFICATIONS:**

**Electrical:**

Contact arrangement: SPST (1FormA)  
 Contact material: Silver Alloy  
 Switching Voltage: AC250V/DC125V AC Max.  
 Contact resistance: 50mΩ max. @ 1A 6VDC  
 Insulation resistance: 1000 MΩ min. @ 500V DC  
 Dielectric Strength:

Between open contact: 1000VAC (50Hz/min)  
 Between Coil & Contact: 5000VAC (50Hz/min)

Operating time: 15ms max. Release time: 8ms max.  
 Electrical Life: 100,000

**Mechanical:**  
 Mechanical Life: 10,000,000

**Temperature Rating:** Ambient temperature: -40°C to +70°C

**Environmental:**

Lead free, RoHS compliant  
 Recommended soldering temp: 235°C for 5 sec.  
**Packaging:** Anti-ESD plastic trays  
**Safety Agency Approvals:** cUL Recognized File No. E305638



UNLESS OTHERWISE SPECIFIED  
 ALL DIMENSIONS ARE INCHES [MM]  
 TOLERANCES: EXCEPT AS NOTED

INCHES	HOLES
.X ± .10	ØXX ± .10
.XX ± .020	ØXXX ± .015
.XXX ± .015	ØXXXX ± .010

**ADAM TECH**  
 909 Rahway Avenue, Union, NJ 07083  
 Phone: 908-687-5000 Fax: 908-687-5710

TITLE: POWER RELAY, 12VDC, 1 FORM C, PCB

APPROVALS	DATE
DRAWN AY	9/29/10
CHECKED AW	9/29/10
APPROVED	

SIZE	PART NO.	REV.
X	RPM-1C-P-12	-

REF: S00027C SCALE: NTS SHEET 1 OF 1