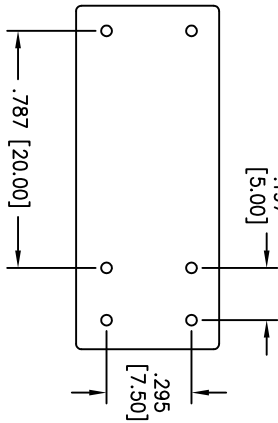
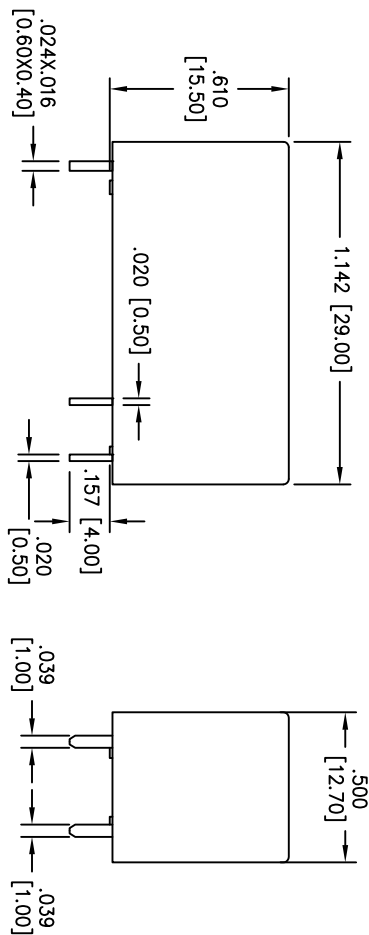



Rev	AWO #	Description	Date	Appr
-	11507	RELEASED	7/20/11	

APPROVED: _____
 DATE: _____ TITLE: _____



DRILLING PLAN
(BOTTOM VIEW)



WIRING DIAGRAM
(BOTTOM VIEW)

PART NO.	RPG-2A-P-5
Coil Rated Voltage	5VDC
Coil Rated Current	193mA
Pick-up Voltage	4VDC Max.
Drop-out Voltage	0.25VDC Min.
Coil Resistance	62Ω

SPECIFICATIONS:

Electrical:

- Contact arrangement: 2H
- Contact material: Ag Alloy
- Contact Rating (Resistive load): 8A 250VAC 8A 30VDC
- Switching Voltage: 250VAC, 30VDC
- Contact resistance: 50 mΩ max
- Insulation resistance: 1000 MΩ min. @ 500V DC
- Dielectric Strength:
 - Between Coil & Contact: 5000V AC 50/60HZ for 1 min.
 - Between Contacts: 1000V AC 50/60HZ for 1 min.
- Operating time: 15ms max. Release time: 10ms max.
- Electrical Life: 100,000 Operations (at rated load)

Mechanical:

- Vibration resistance (Endurance): 1.5mm D.A. 10-55HZ
- Shock resistance: 10G min.
- Mechanical Life: 10,000,000 Operations (no load)
- Terminal Strength: 5000gr. for 1 minute at horizontal direction
- Temperature Rating: Ambient temperature: -40°C to +85°C

Environmental:

- Lead free, RoHS compliant
- Recommended soldering temp: 235°C for 5 sec.
- Packaging: Anti-ESD plastic trays
- Safety Agency Approvals: cUL Recognized File No. E305638



ADAM TECH
 909 Rahway Avenue, Union, NJ 07083
 Phone: 908-687-5000 Fax: 908-687-5710

TITLE: POWER RELAY, 5VDC, 2A, PCB

UNLESS OTHERWISE SPECIFIED ALL DIMENSIONS ARE INCHES [MM]	
TOLERANCES: EXCEPT AS NOTED	
.X	±.10
.XX	±.020
.XXX	±.015
.XXX	±.010
ØXX	±.10
ØXXX	±.015
ØXXX	±.010
APPROVALS	
DRAWN	DY
CHECKED	
APPROVED	
DATE	7/20/11

SIZE	PART NO.	REV.
X	RPG-2A-P-5	-
REF:	S00006C	SCALE: NTS
SHEET	1 OF 1	