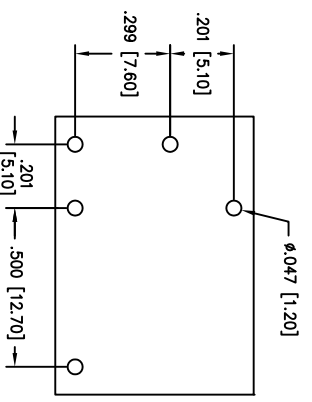
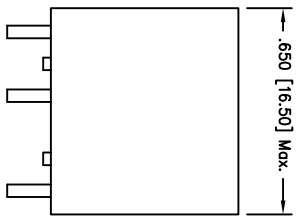
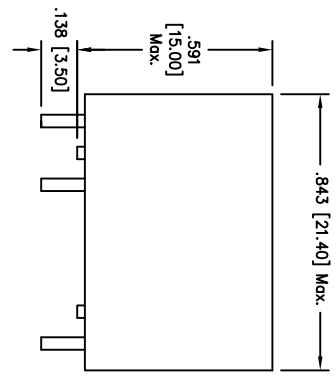
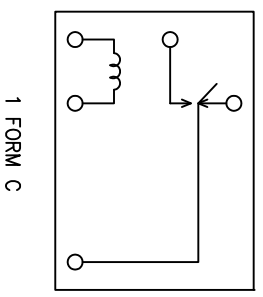


Rev	AWO #	Description	Date	Appr
-		RELEASED	8/27/10	

APPROVED: _____
 DATE: _____ TITLE: _____



RECOMMENDED MOUNTING HOLES



WIRING DIAGRAM
(Bottom View)

1 FORM C

PART NO.	Rated Voltage	Rated Current	Coil Resistance	Must Operate Voltage	Must Dropout Voltage	Max Voltage	Power Consumption
RMP-1C-P-5A-3-S	3VDC	150mA	20Ω				
RMP-1C-P-5A-5-S	5VDC	91mA	55Ω				
RMP-1C-P-5A-6-S	6VDC	75mA	80Ω				
RMP-1C-P-5A-9-S	9VDC	50mA	180Ω	75 Max.	10 Min.	130	0.45W Approx
RMP-1C-P-5A-12-S	12VDC	37.5mA	320Ω				
RMP-1C-P-5A-24-S	24VDC	18.7mA	1280Ω				
RMP-1C-P-5A-48-S	48VDC	9.3mA	5120Ω				

SPECIFICATIONS:

Electrical:

Contact arrangement: SPDT (1FormC)
 Contact material: Silver Alloy
 Contact Rating (Resistive load): 5A 125VAC/28V DC
 Max. Switching Voltage: 380V AC / 110V DC
 Contact resistance: 50 mΩ max. Initial
 Insulation resistance: 500 MΩ min. @ 500V DC
 Dielectric Strength:
 Between open contact: 1000VAC (50Hz/min)
 Between Coil & Contact: 4000VAC (50Hz/min)
 Operating time: 7ms max. Release time: 4ms max.
 Electrical Life: 100,000

Mechanical:

Vibration resistance (Endurance): 1.5mm D.A. 10-55HZ
 Shock resistance: 10g Approx.
 Mechanical Life: 10,000,000
 Temperature Rating: Ambient temperature: -40°C to +85°C
 Environmental:

Lead free, RoHS compliant
 Recommended soldering temp: 235°C for 5 sec.
 Packaging: Anti-ESD plastic trays
 Safety Agency Approvals: cUL Recognized File No. E305638

UNLESS OTHERWISE SPECIFIED
 ALL DIMENSIONS ARE INCHES [MM]
 TOLERANCES: EXCEPT AS NOTED

INCHES	HOLES
.X ± .10	ØXX ± .10
.XX ± .020	ØXXX ± .015
.XXX ± .015	ØXXXX ± .010

ADAM TECH

909 Rahway Avenue, Union, NJ 07083
 Phone: 908-687-5000 Fax: 908-687-5710

POWER RELAY, 5A, 1C

APPROVALS	DATE
DRAWN DY	8/27/10
CHECKED	
APPROVED	

SIZE	PART NO.	REV.
X	RMP-1C-P-5A-X-S	-
REF: S00027C	SCALE: NTS	SHEET 1 OF 1

