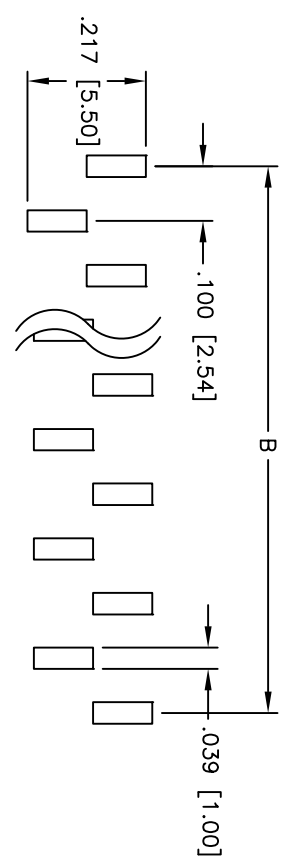
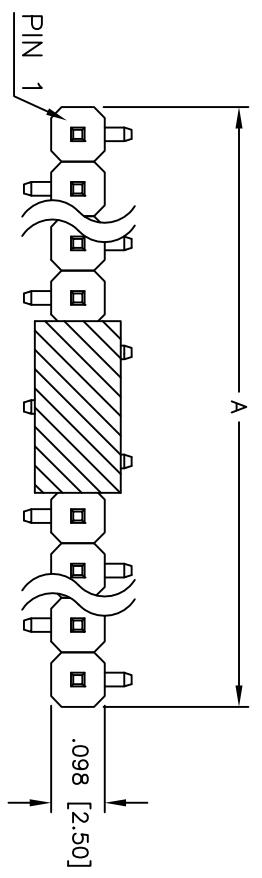
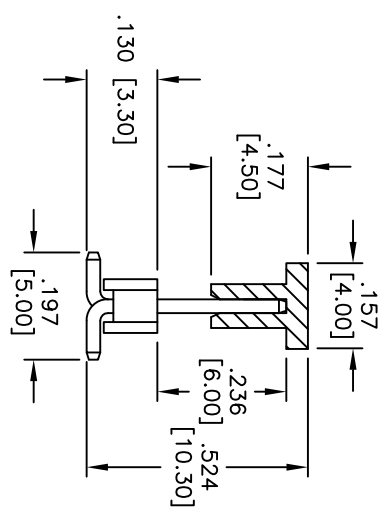
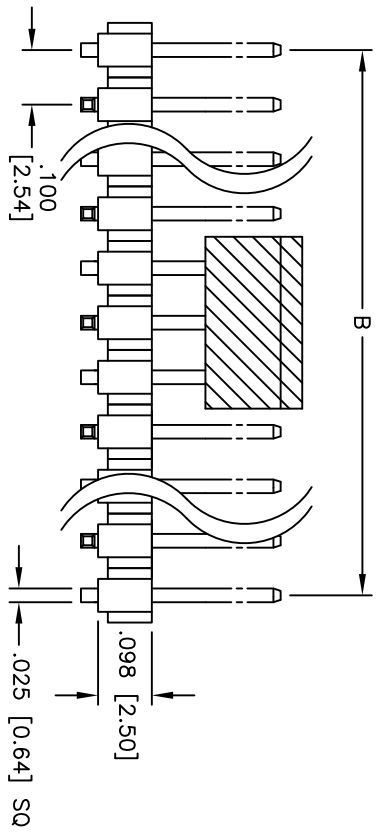


Rev	WMO #	Description	Date	Appr
-		RELEASED	8/17/10	

APPROVED: _____
 DATE: _____ TITLE: _____



Recommended PCB Layout



PACKAGED ON TAPE & REEL

A = .100 [2.54] x No. of Spaces per Row + .086 [2.19]
 B = .100 [2.54] x No. of Spaces

SPECIFICATIONS:

Material: Nylon 6T, glass reinforced, rated UL 94V-0
 Insulator color: Black
 Contacts: Brass
 Plating:
 Tin over Copper underplate overall.
 Electrical:

Operating voltage: 250 VAC max
 Current rating: 3 Amps max
 Contact resistance: 20 mohms max
 Insulation resistance: 5,000 Mohms min @ 500 VDC
 Dielectric withstanding voltage: 1,000 VAC for 1 minute
 Temperature Rating:
 Operating temperature: -55°C to +105°C
 Environmental:



Lead free, RoHS compliant
 Recommended soldering temp: 260°C for 5 seconds

UNLESS OTHERWISE SPECIFIED ALL DIMENSIONS ARE INCHES [MM]	
TOLERANCES: EXCEPT AS NOTED	
INCHES	HOLES
.X ± .10	ØXX ± .10
.XX ± .020	ØXXX ± .015
.XXX ± .015	ØXXXX ± .010
APPROVALS	DATE
DRAWN	DY
CHECKED	
APPROVED	

VALCONN ELECTRONICS INC.
 909 Railway Avenue, Union, NJ 07083
 Phone: 908-687-1600 Fax: 908-687-8599

TITLE: .100 [2.54] SINGLE ROW PIN HEADER, SMT, TYPE A, PICK & PLACE CAPE, TIN PLATED

SIZE	PART NO.	REV.
X	PHF-1-XX-1-MB-PP-T/R	-
REF:	SCALE: NTS	SHEET 1 OF 1