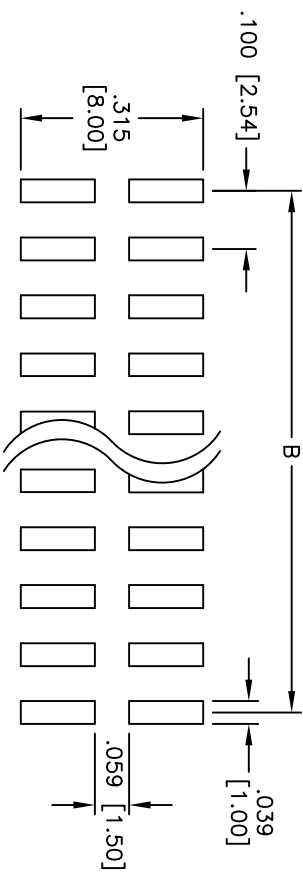
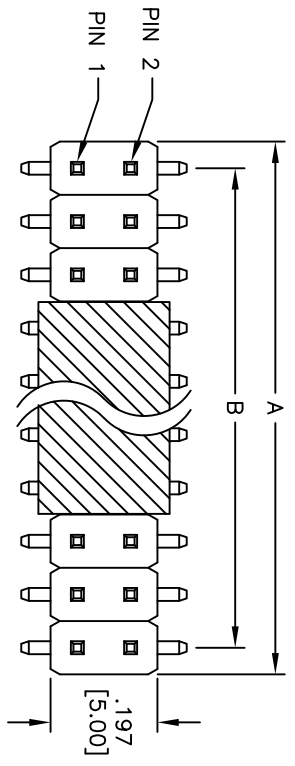
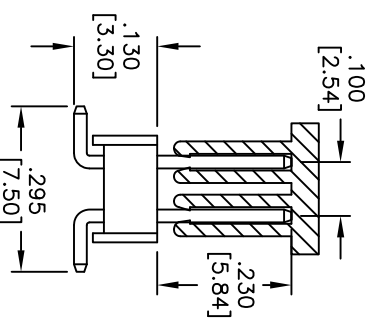
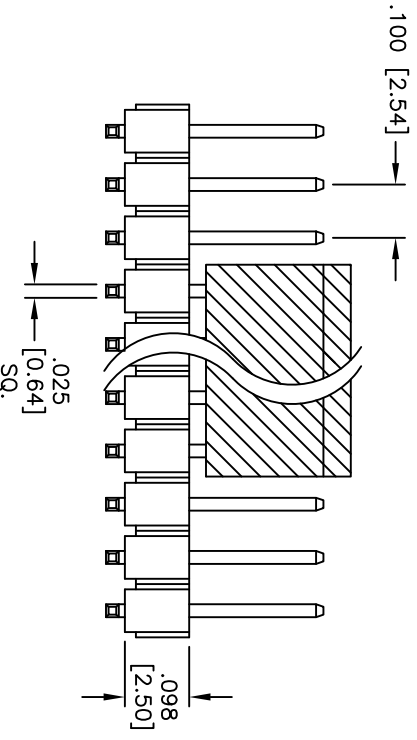


Rev	AWO #	Description	Date	Appr
-		RELEASED	7/07/11	

APPROVED: _____
 DATE: _____ TITLE: _____



RECOMMENDED PCB LAYOUT



PACKAGED ON TAPE & REEL

Positions: 2 thru 80
 A = .100 [2.54] x No. of Positions per Row
 B = .100 [2.54] x No. of Spaces

SPECIFICATIONS:

Material: Insulator: Hi-temp thermoplastic, rated UL 94V-0
 Insulator color: Black
 Contacts: Brass
 Plating: 15u" Gold over Nickel underplate overall.

Electrical: Current rating: 3 Amp max
 Contact resistance: 20 mohms max
 Insulation resistance: 5,000 Mohms min @ 500 VDC
 Dielectric withstanding voltage: 500 VAC for 1 minute
 Temperature Rating: Operating temperature: -55°C to +105°C

Environmental: Lead free, RoHS compliant
 Recommended soldering temp: 260°C for 5 seconds



ADAM TECH

909 Rahway Avenue, Union, NJ 07083
 Phone: 908-687-5000 Fax: 908-687-5710

Part No. PH2-XX-U-SMT-240-15-PP-1/R
 Title: .100 [2.54] DUAL ROW PIN HEADER SURFACE MOUNT, 15u" GOLD PLATED

UNLESS OTHERWISE SPECIFIED ALL DIMENSIONS ARE IN INCHES [MM]	
TOLERANCES: EXCEPT AS NOTED	
INCHES	
.X	± .10
.XX	± .020
.XXX	± .015
.XXX	± .010
HOLDS	
ØX	± .10
ØXXX	± .015
ØXXX	± .010
APPROVALS	DATE
DRAWN	DY
CHECKED	7/07/11
APPROVED	

SIZE	PART NO.	REV.
X	PH2-XX-U-SMT-240-15-PP-1/R	-
REF:	S00039T	
SCALE:	NTS	
SHEET	1 OF 1	