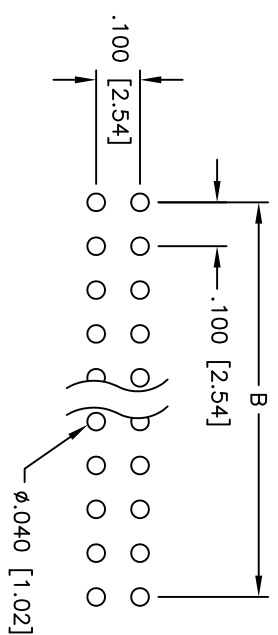
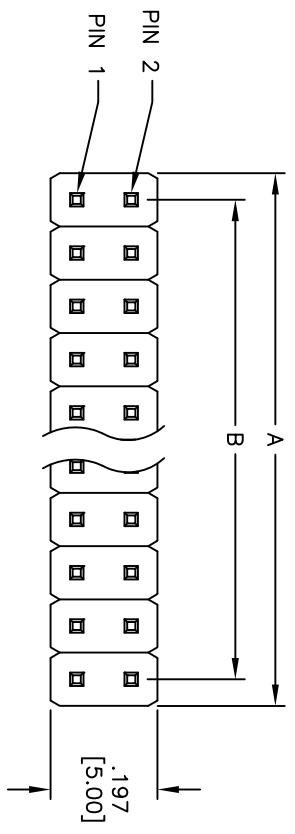
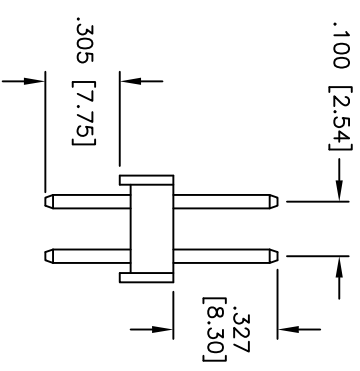
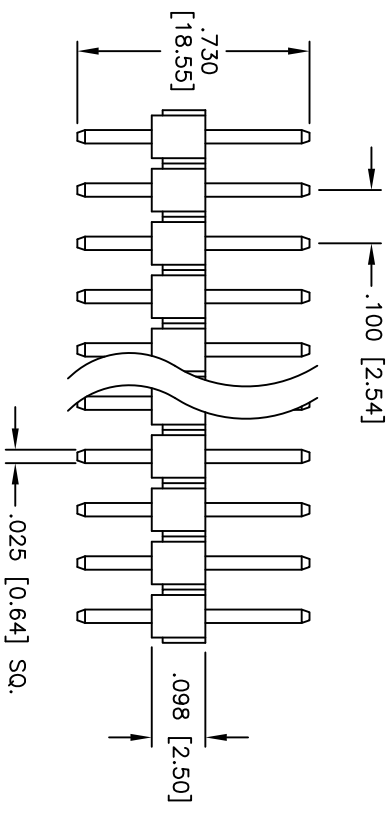


Rev	AWO #	Description	Date	Appr
-		RELEASED	9/18/09	



RECOMMENDED PCB LAYOUT



SPECIFICATIONS:

Material: PBT, glass reinforced, rated UL 94V-0
 Insulator color: Black
 Contacts: Brass
 Plating: 30u" Gold flash over Nickel underplate overall

Electrical: 30u" Gold flash over Nickel underplate overall

Current rating: 3 Amps max

Contact resistance: 20 mohms max

Insulation resistance: 5,000 Mohms min @ 500 VDC

Dielectric withstanding voltage: 500 VAC for 1 minute

Temperature Rating: Operating temperature: -40°C to +105°C

Environmental: Lead free, RoHS compliant

Recommended soldering temp: 235°C for 5 seconds

Positions: 2 thru 80
 A = .100 [2.54] x No. of Positions per Row
 B = .100 [2.54] x No. of Spaces

UNLESS OTHERWISE SPECIFIED
 ALL DIMENSIONS ARE IN INCHES [MM]
 TOLERANCES: EXCEPT AS NOTED

INCHES	HOLES
.X ± .10	ØXX ± .10
.XX ± .020	ØXXX ± .015
.XXX ± .015	ØXXXX ± .010



ADAM TECH

909 Rahway Avenue, Union, NJ 07083
 Phone: 908-687-5000 Fax: 908-687-5710

TITLE: .100 [2.54] DUAL ROW PIN HEADER
 GOLD PLATED

DRAWN	DATE	SIZE	PART NO.	REV.
DY	9/18/09	X	PH2-XX-U-.305(.730)-30	-
CHECKED				
APPROVED		REF: S00059T	SCALE: NTS	SHEET 1 OF 1