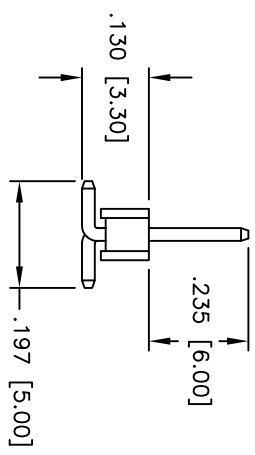
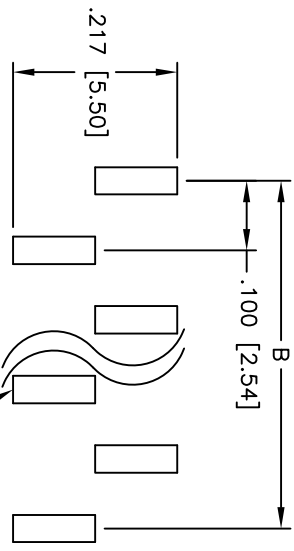
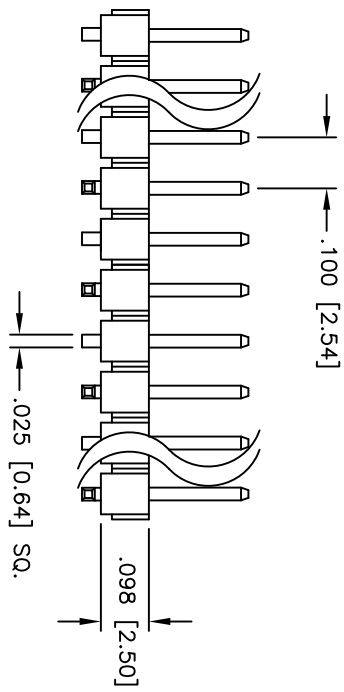
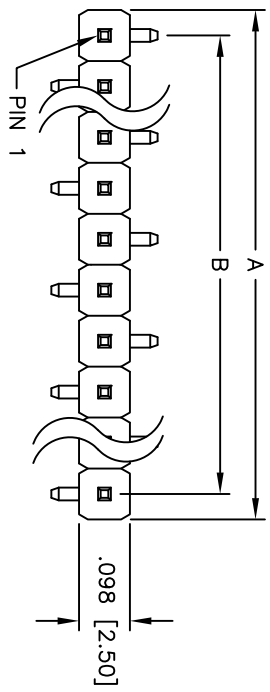


Rev	AWO #	Description	Date	Appr
-		RELEASED	10/28/10	

APPROVED: _____
 DATE: _____ TITLE: _____



Recommended PCB Layout

PACKAGED ON TAPE & REEL

Positions: 1 thru 40
 A = .100 [2.54] x No. of Positions
 B = .100 [2.54] x No. of Spaces

ADAM TECH

909 Railway Avenue, Union, NJ 07083
 Phone: 908-687-5000 Fax: 908-687-5710

TITLE: .100 [2.54] SINGLE ROW PIN HEADER, TYPE A
 SURFACE MOUNT, TAPE & REEL

SPECIFICATIONS:
 Material: Nylon 6T, glass reinforced, rated UL 94V-0
 Insulator color: Black
 Contacts: Brass
 Plating: Gold flash over Nickel underplate overall
 Electrical:
 Operating voltage: 250 VAC max
 Current rating: 3 Amps max
 Contact resistance: 20 mohms max
 Insulation resistance: 5,000 Mohms min @ 500 VDC
 Dielectric withstanding voltage: 500 VAC for 1 minute
 Temperature Rating:
 Operating temperature: -40°C to +105°C
 Environmental:
 Lead free, RoHS compliant
 Recommended soldering temp: 260°C for 5 seconds



UNLESS OTHERWISE SPECIFIED ALL DIMENSIONS ARE INCHES [MM]		TOLERANCES: EXCEPT AS NOTED	
INCHES	± .10	HOLES	± .10
.XX	± .020	ØXXX	± .015
.XXX	± .015	ØXXX	± .010
APPROVALS		DATE	
DRAWN	AY	DATE	10/28/10
CHECKED	VW	DATE	10/28/10
APPROVED		REF:	S00039T
SIZE		PART NO.	REV.
X		PH1-XX-UA-SMT-A-1/R	-
SCALE: NTS		SHEET 1 OF 1	