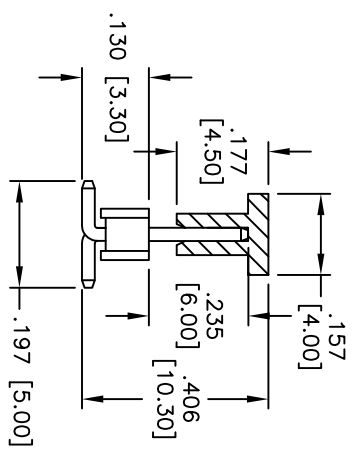
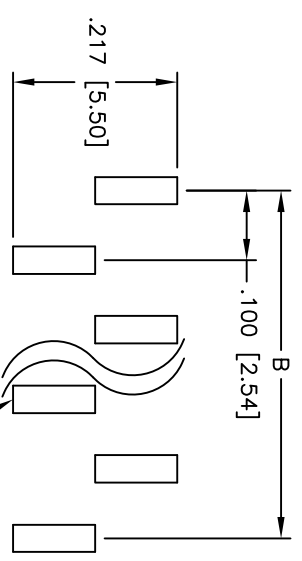
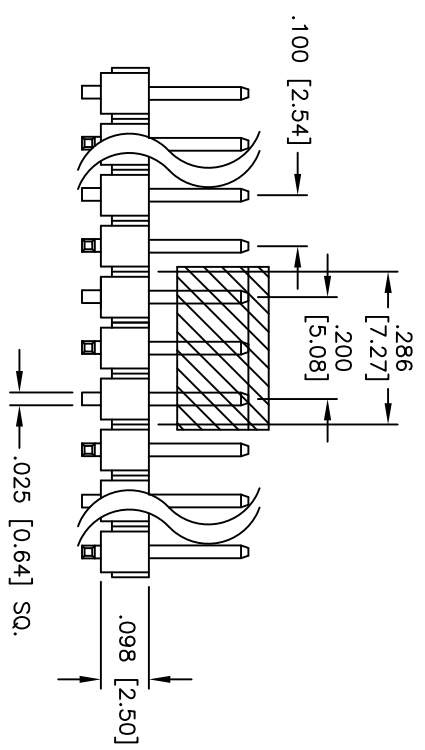
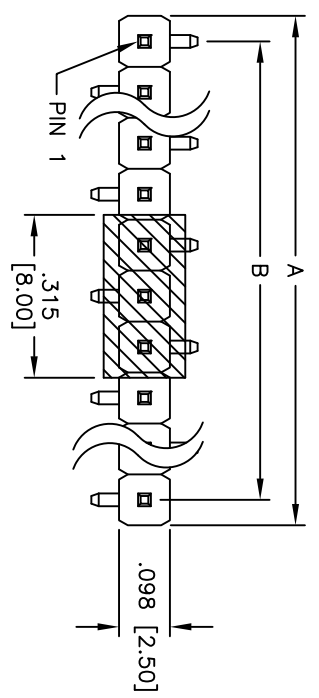


Rev	AWO #	Description	Date	Appr
-		RELEASED	10/28/10	

APPROVED: _____
 DATE: _____ TITLE: _____



Recommended PCB Layout
 .039x.108 [1.00x2.75]

PACKAGED ON TAPE & REEL

Positions: 1 thru 40
 A = .100 [2.54] x No. of Positions
 B = .100 [2.54] x No. of Spaces

ADAM TECH
 909 Rahway Avenue, Union, NJ 07083
 Phone: 908-687-5000 Fax: 908-687-5710

TITLE: .100 [2.54] SINGLE ROW PIN HEADER, TYPE A
 SMT, PICK & PLACE CAPE, TAPE & REEL

SPECIFICATIONS:
 Material: Nylon 6T, glass reinforced, rated UL 94V-0
 Insulator color: Black
 Contacts: Brass
 Plating: Gold flash over Nickel underplate overall
 Electrical:
 Operating voltage: 250 VAC max
 Current rating: 3 Amps max
 Contact resistance: 20 mohms max
 Insulation resistance: 5,000 Mohms min @ 500 VDC
 Dielectric withstanding voltage: 500 VAC for 1 minute
 Temperature Rating:
 Operating temperature: -40°C to +105°C
 Environmental:
 Lead free, RoHS compliant
 Recommended soldering temp: 260°C for 5 seconds



UNLESS OTHERWISE SPECIFIED ALL DIMENSIONS ARE INCHES [MM] TOLERANCES: EXCEPT AS NOTED		DRAWN		DATE	
INCHES .X ± .10 .XX ± .020 .XXX ± .015		HOLDS ØX ± .10 ØXXX ± .015 ØXXX ± .010		APPROVALS	
CHECKED	AV	10/28/10	SIZE	PART NO.	REV.
APPROVED	VW	10/28/10	X	PH1-XX-JA-SMT-A-PP-T/R	-
REF: S00039T		SCALE: NTS	SHEET 1 OF 1		