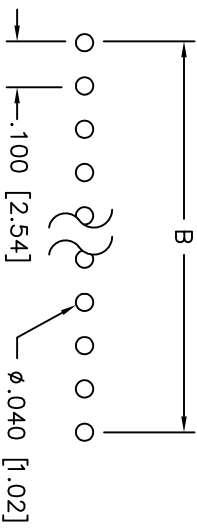
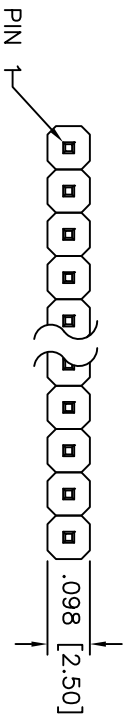
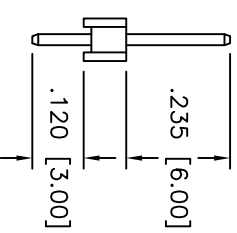
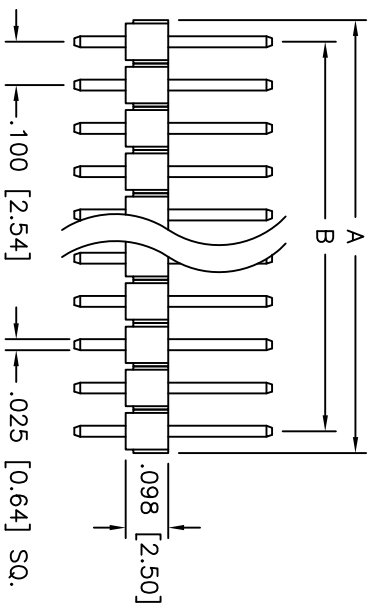


APPROVED: \_\_\_\_\_  
 DATE: \_\_\_\_\_ TITLE: \_\_\_\_\_

Rev	AWO #	Description	Date	Appr
-		RELEASED	10/5/04	
A		REVISED SPEC.	8/18/09	



RECOMMENDED PCB LAYOUT



**SPECIFICATIONS:**

**Material:**  
 Insulator: PBT, glass reinforced, rated UL 94V-0  
 Insulator color: Black  
 Contacts: Brass  
 Plating:  
 Gold Flash over Nickel underplate on mating area,  
 Tin over Copper underplate on solder tails.  
**Electrical:**  
 Current rating: 3 Amps max  
 Insulation resistance: 5000 Mohms min @ 500 VDC  
 Contact resistance: 20 mohms max  
 Dielectric withstanding voltage: 500 VAC for 1 minute  
 Temperature Rating:  
 Operating temperature: -40°C to +105°C  
**Environmental:**  
 Lead free, RoHS compliant  
 Recommended soldering temp: 235°C for 5 seconds



Positions: 1 thru 40  
 A = .100 [2.54] X No. of Positions  
 B = .100 [2.54] X No. of Spaces

UNLESS OTHERWISE SPECIFIED  
 ALL DIMENSIONS ARE INCHES [MM]  
 TOLERANCES: EXCEPT AS NOTED

INCHES	HOLDS
.X ± .10	ØX ± .10
.XX ± .020	ØXX ± .015
.XXX ± .015	ØXXX ± .010

**ADAM TECH**  
 909 Railway Avenue, Union, NJ 07083  
 Phone: 908-687-5000 Fax: 908-687-5710

TITLE: PIN HEADER, SINGLE ROW, .100 PITCH  
 STRAIGHT, 235 MATING / .120 TAIL

DRAWN	SS	DATE	SIZE	PART NO.	REV.
CHECKED			X	PH1-XX-SGA	A
APPROVED			REF: S00089T	SCALE: NTS	SHEET 1 OF 1