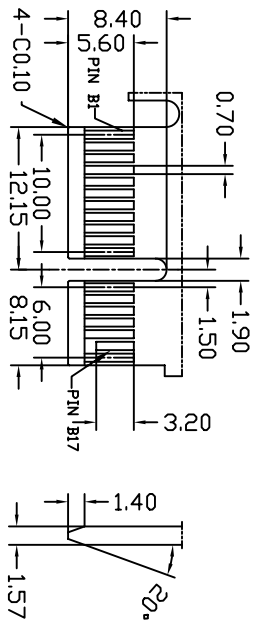
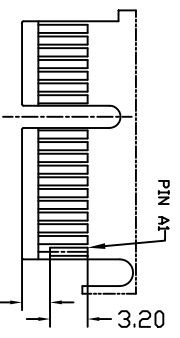


APPROVED: _____ TITLE: _____
 DATE: _____

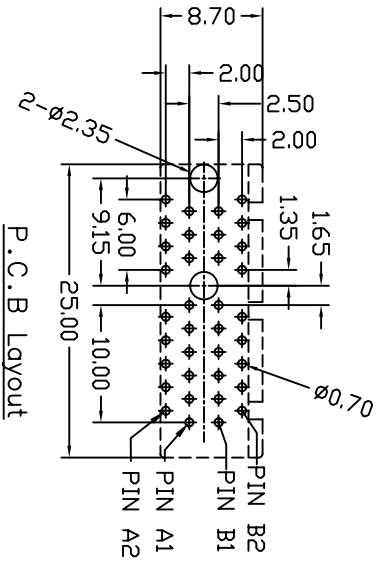
Rev	AWO #	Description	Date	Appr
		SEE SH1 1 OF 2 FOR REVISION		



Primary (Component) Side



Secondary (Solder) Side



P.C.B Layout

UNLESS OTHERWISE SPECIFIED ALL DIMENSIONS ARE INCHES [MM] TOLERANCES: EXCEPT AS NOTED INCHES HOLES X ±.10 Ø.X ±.10 .XX ±.020 Ø.XXX ±.015 .XXX ±.015 Ø.XXX ±.010		ADAM TECH 909 Rahway Avenue, Union, NJ 07083 Phone: 908-687-5000 Fax: 908-687-5710	
DRAWN SS 01/24/05 CHECKED APPROVED		TITLE PCI EXPRESS CARD CONNECTOR, 36 PIN, VERTICAL, GOLD FLASH, SH1 2 OF 2	
SIZE	PART NO.	SCALE:	SHEET 2 OF 2
X	PCI-E-36-U	NTS	

6 5 4 3 2 1