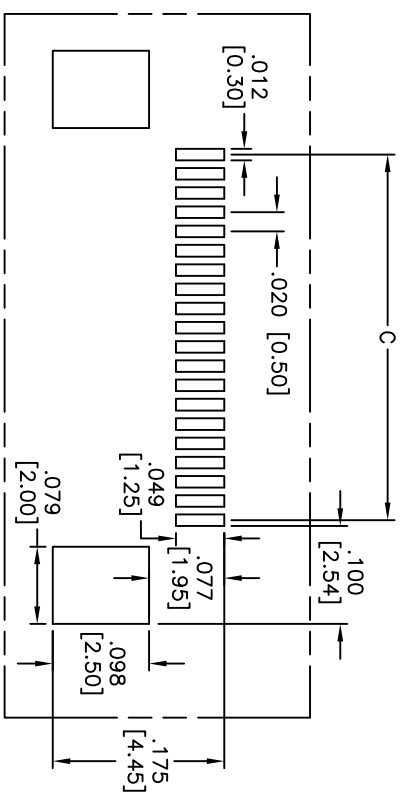
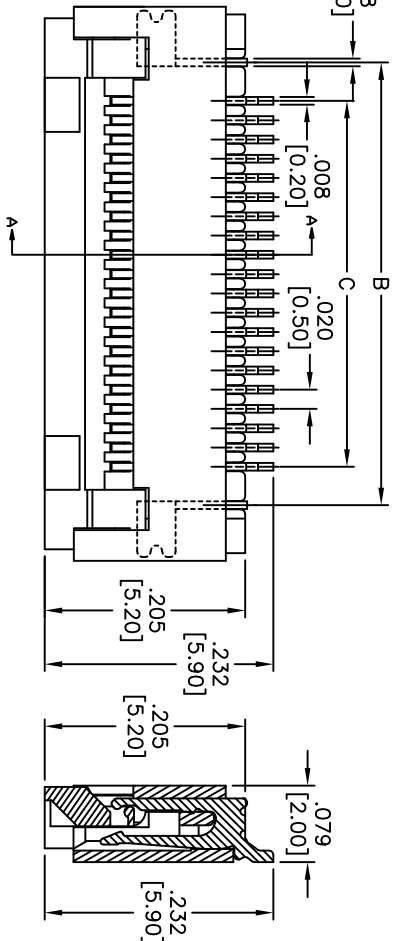
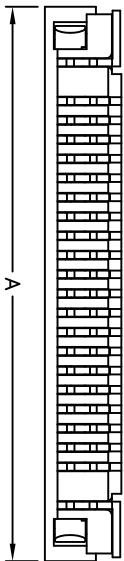
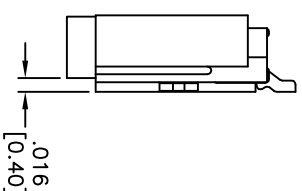


APPROVED: \_\_\_\_\_  
 DATE: \_\_\_\_\_ TITLE: \_\_\_\_\_

Rev	AWO #	Description	Date	Appr
-		RELEASED	2/06/10	
A		REVISED SHAPE	5/05/11	



Positions: 51 thru 60  
 A = C + .193 [4.90]  
 B = C + .079 [2.00]  
 C = .020 [0.50] x No. of Spaces  
 D = C + .043 [1.10]



**SPECIFICATIONS:**

**Material:**  
 Housing: LCP, rated UL 94V-0, color Natural  
 Slider: LCP, rated UL94V-0, color Black  
 Contact: Phosphor Bronze  
 Fitting Nail: Brass  
 Plating:  
 Tin over Copper underplate overall

**Electrical:**  
 Current rating: 0.4A AC/DC  
 Voltage rating: 50V AC/DC  
 Withstand voltage: 200V AC/minute  
 Contact resistance: 20 mohms max.  
 Insulation resistance: 500 mohms min.  
 Temperature Rating:  
 Temperature range: -25°C to +85°C  
 Environmental:  
 Lead free, RoHS compliant.  
 Recommended soldering temp: 260°C for 5 sec.



**ADAM TECH**

909 Railway Avenue, Union, NJ 07083  
 Phone: 908-687-5000 Fax: 908-687-5710

TITLE: ZIF FLEX CIRCUIT CONNECTOR, 0.50 MM PITCH  
 SIDE ENTRY, LOWER CONTACT

UNLESS OTHERWISE SPECIFIED ALL DIMENSIONS ARE IN INCHES [MM]	
TOLERANCES: EXCEPT AS NOTED	
INCHES	HOLES
.X ± .10	ØXX ± .10
.XX ± .020	ØXXX ± .015
.XXX ± .015	ØXXXX ± .010
APPROVALS	DATE
DRAWN	DY
CHECKED	
APPROVED	

SIZE	PART NO.	REV.
X	PCA-6G-XX-HL-3	A
REF: S00167T	SCALE: NTS	SHEET 1 OF 1