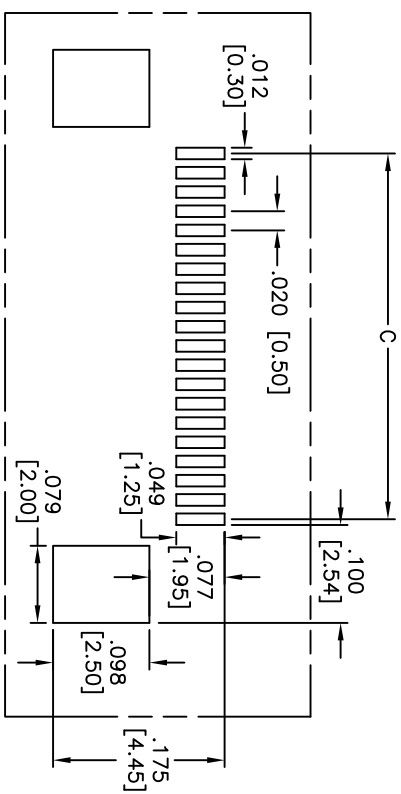
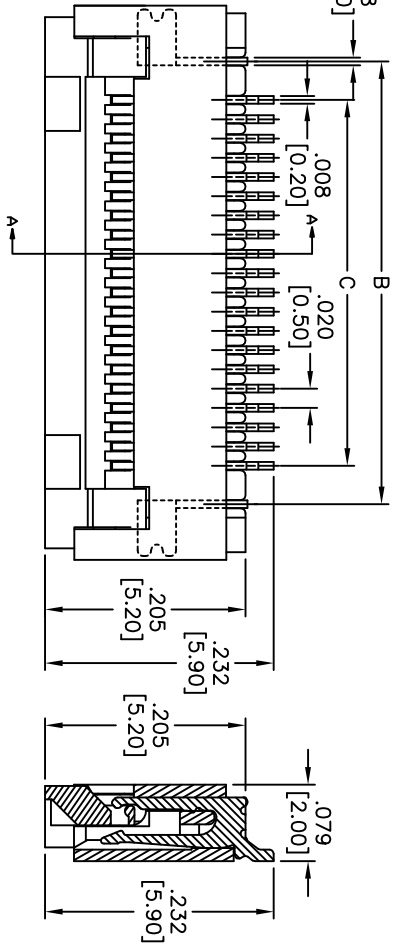
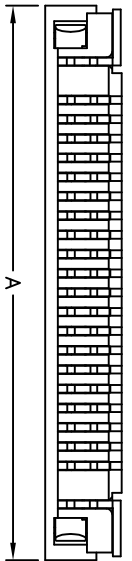


Rev	AWO #	Description	Date	Appr
-		RELEASED	5/05/11	

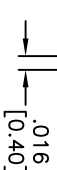
APPROVED: _____
 DATE: _____ TITLE: _____



RECOMMENDED PCB LAYOUT

Positions: 51 thru 60
 A = C + .193 [4.90]
 B = C + .079 [2.00]
 C = .020 [0.50] x No. of Spaces
 D = C + .043 [1.10]

PACKAGED ON TAPE & REEL



SEC A-A

SPECIFICATIONS:

- Material: LCP, rated UL 94V-0, color Natural
- Housing: LCP, rated UL94V-0, color Black
- Slider: LCP, rated UL94V-0, color Black
- Contact: Phosphor Bronze
- Fitting Nail: Brass
- Plating: Tin over Copper underplate overall
- Electrical: Current rating: 0.4A AC/DC Voltage rating: 50V AC/DC Withstand voltage: 200V AC/minute Contact resistance: 20 mohms max. Insulation resistance: 500 mohms min. Temperature Rating: Temperature range: -25°C to +85°C Environmental: Lead free, RoHS compliant. Recommended soldering temp: 260°C for 5 sec.



ADAM TECH

909 Rahway Avenue, Union, NJ 07083
 Phone: 908-687-5000 Fax: 908-687-5710

TITLE: ZIF FLEX CIRCUIT CONNECTOR, 0.50 MM PITCH
 SIDE ENTRY, LOWER CONTACT

UNLESS OTHERWISE SPECIFIED ALL DIMENSIONS ARE INCHES [MM]	
TOLERANCES: EXCEPT AS NOTED	
INCHES	HOLES
.X ± .10	ØX ± .10
.XX ± .020	ØXXX ± .015
.XXX ± .015	ØXXXX ± .010
APPROVALS	DATE
DRAWN DY	5/05/11
CHECKED	
APPROVED	

SIZE X	PART NO. PCA-6G-XX-HL-3-T/R	REV. -
REF: S00167T	SCALE: NTS	SHEET 1 OF 1