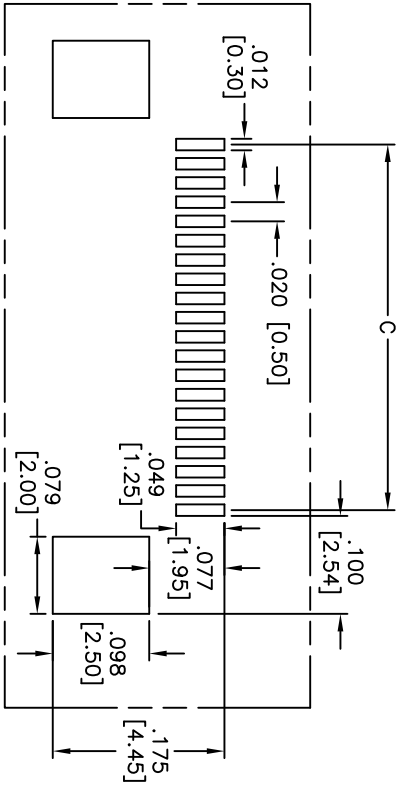
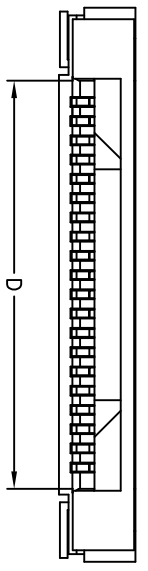
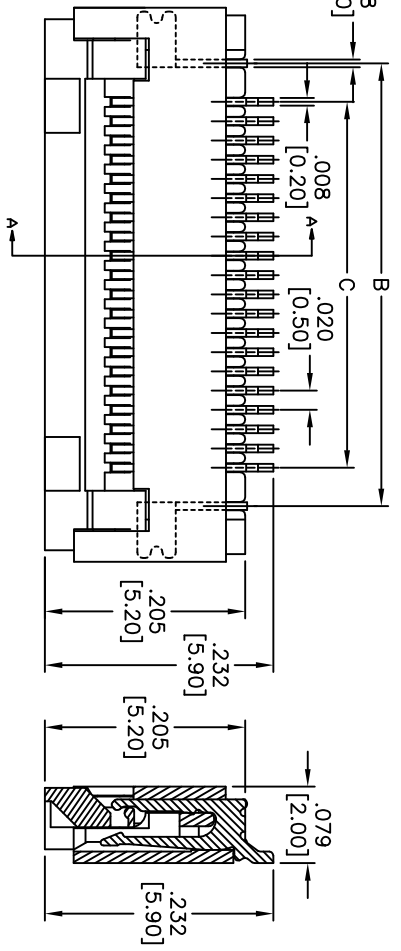
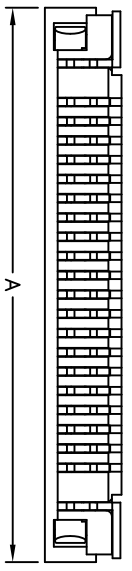


Rev	AWO #	Description	Date	Appr
-		RELEASED	5/09/11	

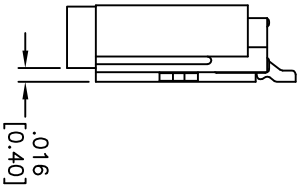
APPROVED: _____
 DATE: _____ TITLE: _____



RECOMMENDED PCB LAYOUT

SEC A-A

PACKAGED ON TAPE & REEL



Positions: 51 thru 60
 A = C + .193 [4.90]
 B = C + .079 [2.00]
 C = .020 [0.50] x No. of Spaces
 D = C + .043 [1.10]

SPECIFICATIONS:

Material: Housing: LCP, rated UL 94V-0, color Natural
 Slider: LCP, rated UL94V-0, color Black
 Contact: Phosphor Bronze
 Fitting Nail: Brass
 Plating: Gold flash over Nickel underplate overall

Electrical:

Current rating: 0.4A AC/DC
 Voltage rating: 50V AC/DC
 Withstand voltage: 200V AC/minute
 Contact resistance: 20 mohms max.
 Insulation resistance: 500 mohms min.

Temperature Rating:

Temperature range: -25°C to +85°C

Environmental:

Lead free, RoHS compliant.

Recommended soldering temp: 260°C for 5 sec.



UNLESS OTHERWISE SPECIFIED ALL DIMENSIONS ARE INCHES [MM]	
TOLERANCES: EXCEPT AS NOTED	
INCHES	HOLES
.X ± .10	ØXX ± .10
.XX ± .020	ØXXX ± .015
.XXX ± .015	ØXXXX ± .010
APPROVALS	DATE
DRAWN	DY
CHECKED	
APPROVED	

ADAM TECH
 909 Railway Avenue, Union, NJ 07083
 Phone: 908-687-5000 Fax: 908-687-5710

TITLE: ZIF FLEX CIRCUIT CONNECTOR, 0.50 MM PITCH
 SIDE ENTRY, LOWER CONTACT

SIZE: X PART NO.: PCA-6G-XX-HL-3-G-1/R REV. -

REF: S00J67T SCALE: MTS SHEET 1 OF 1