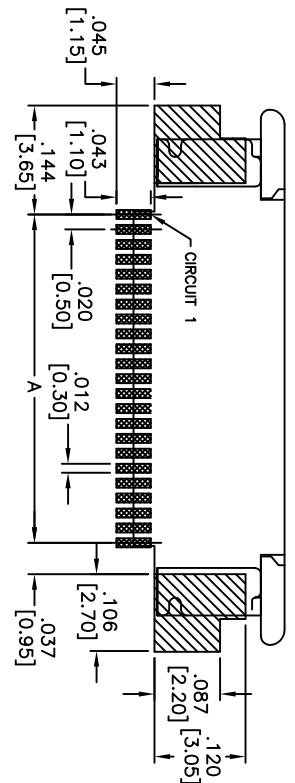
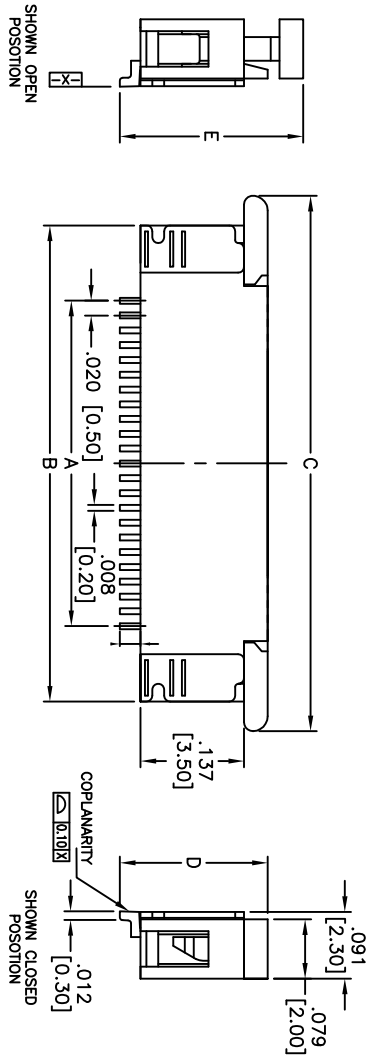
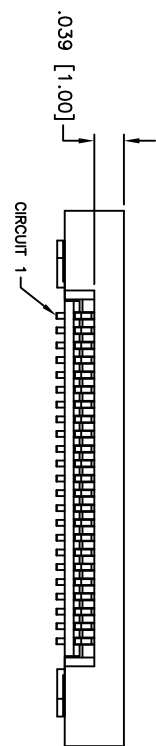
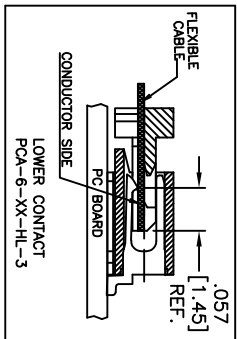
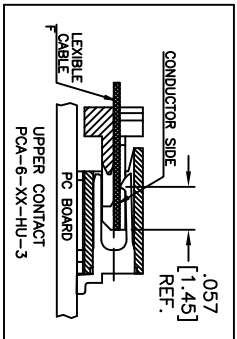


Rev	AWO #	Description	Date	Appr
-	10635	RELEASED	1/5/11	

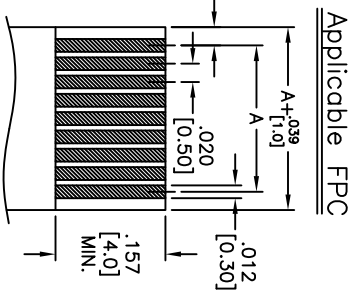
APPROVED: _____
 DATE: _____ TITLE: _____



RECOMMENDED PCB LAYOUT
 PACKAGED ON TAPE & REEL



Positions: 3 thru 60
 A = .020 [0.50] x No. of Spaces
 B = A + .201 [5.10]
 C = A + .280 [7.10]
 D = .197 [5.00] ... 03 thru 30
 = .213 [5.40] ... 31 thru 60
 E = D + .047 [1.20]



SPECIFICATIONS:

Material:
 Insulator: Hi-temp thermoplastic, rated UL 94V-0
 Insulator color: Natural
 Contacts: Copper Alloy
Plating:
 Tin over Copper underplate overall
Electrical:
 Operating voltage: 50 VAC max
 Current rating: 0.4 Amps max
 Contact resistance: 30 mohms max initial
 Insulation resistance: 500 Mohms min
 Dielectric withstanding voltage: 500 VAC for 1 minute
 Temperature Rating:
 Operating temperature: -55°C to +85°C
Environmental:
 Lead free, RoHS compliant.
 Recommended soldering temp: 260°C for 5 sec.



ADAM TECH
 909 Railway Avenue, Union, NJ 07083
 Phone: 908-687-5000 Fax: 908-687-5710

ZIF FLEX CIRCUIT CONNECTOR
 SIDE ENTRY, SMT

UNLESS OTHERWISE SPECIFIED
 ALL DIMENSIONS ARE INCHES [MM]
 TOLERANCES: EXCEPT AS NOTED

INCHES	HOLES
.X ± .10	± .10
.XX ± .020	± .015
.XXX ± .015	± .010

APPROVALS

DRAWN	AY	1/5/11
CHECKED	VW	1/5/11
APPROVED		

SIZE	PART NO.	SCALE	SHEET 1 OF 1
X	PCA-6-XX-HX-3-TIR	MKS	
REV.			