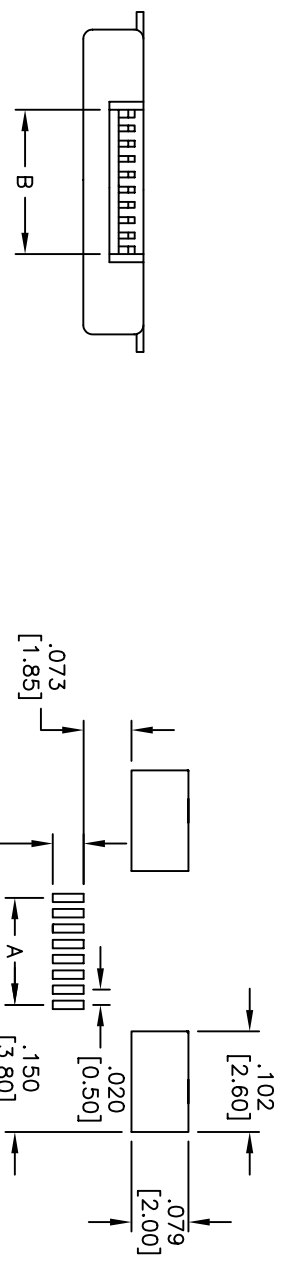
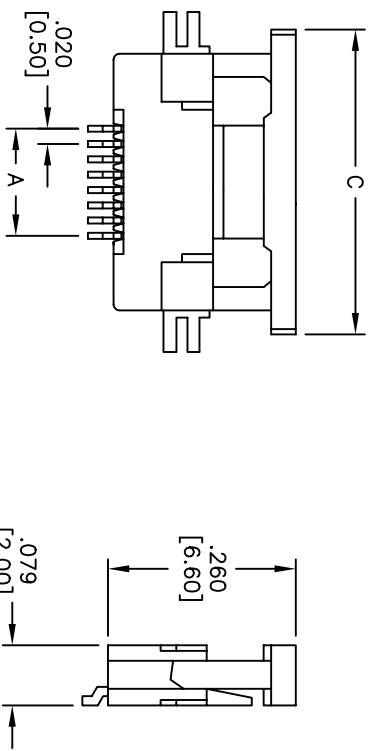



| Rev | AWO # | Description | Date | Appr |
|-----|-------|-------------|----------|------|
| - | | RELEASED | 12/10/04 | |

APPROVED: _____
 DATE: _____ TITLE: _____



RECOMMENDED
PCB LAYOUT



Positions: 3 thru 30
 A = .020 [0.50] x No. of Spaces
 B = A + .045 [1.14]
 C = A + .189 [6.60]

PACKAGING SUPPLIED ON TAPE AND REEL

SPECIFICATIONS:
 Material: Insulator: LCP, Glass reinforced, rated UL 94V-0
 Insulator color: Natural
 Contacts: Phosphor Bronze
 Plating: Tin over Copper underplate overall
 Electrical: Operating voltage: 100 VAC max
 Current rating: 0.4 Amps max
 Contact resistance: 30 mohms max initial
 Insulation resistance: 500 Mohms min
 Dielectric withstanding voltage: 500 VAC for 1 minute
 Mechanics: Insertion force: 0 oz max
 Withdrawal force: 13 oz min
 Temperature Rating: Operating temperature: -40°C to +85°C
 Agency Approvals: UL file # E224053 / CSA file # LR 1578596

| | |
|--|--------------|
| UNLESS OTHERWISE SPECIFIED ALL DIMENSIONS ARE INCHES [MM] | |
| TOLERANCES: EXCEPT AS NOTED | |
| INCHES | HOLES |
| .X ± .10 | ØXX ± .10 |
| .XX ± .020 | ØXXX ± .015 |
| .XXX ± .015 | ØXXXX ± .010 |
| APPROVALS | DATE |
| DRAWN | SS |
| CHECKED | |
| APPROVED | |

ADAM TECH
 909 Rahway Avenue, Union, NJ 07083
 Phone: 908-687-5000 Fax: 908-687-5710

TITLE: ZIF FLEX CIRCUIT CONNECTOR
 SIDE ENTRY, LOWER CONTACT, SMT, TR
 SIZE: X PART NO.: PCA-6-XX-HL-3-TR
 SCALE: NTS SHEET 1 OF 1