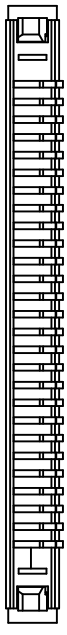
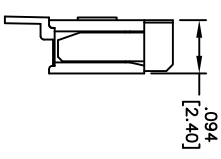
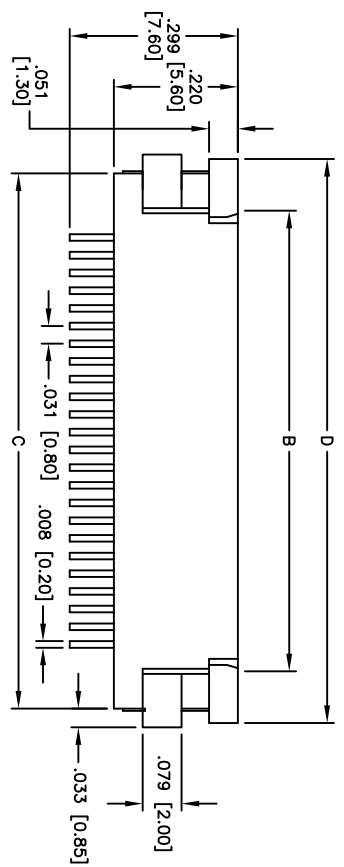
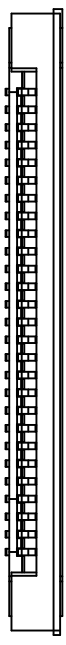
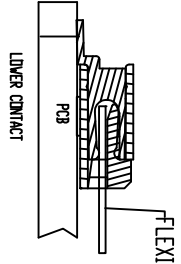
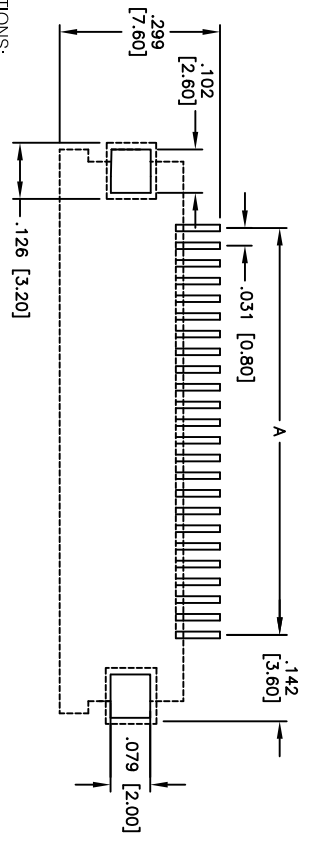


Rev	AWO #	Description	Date	Appr
-		RELEASED	5/06/10	

APPROVED: \_\_\_\_\_  
 DATE: \_\_\_\_\_ TITLE: \_\_\_\_\_



PACKAGED ON TAPE & REEL



POSITIONS: 4 thru 32  
 A = .031 [0.80] x No. of (Positions-1)  
 B = A + .067 [1.70]  
 C = A + .228 [5.80]  
 D = A + .280 [7.10]

SPECIFICATIONS:  
 Material: LCP, Glass reinforced, rated UL 94V-0  
 Insulator color: Natural  
 Contacts: Phosphor Bronze

Plating:  
 Tin over Copper underplate overall

Electrical:  
 Operating voltage: 50 VAC max  
 Current rating: 0.5 Amps max  
 Contact resistance: 30 mohms max initial  
 Insulation resistance: 500 Mohms min  
 Dielectric withstanding voltage: 500 VAC for 1 minute

Temperature Rating:  
 Operating temperature: -40°C to +85°C

Environmental:  
 Lead free, RoHS compliant  
 Recommended soldering temp: 260°C for 5 seconds



**ADAM TECH**

909 Railway Avenue, Union, NJ 07083  
 Phone: 908-687-5000 Fax: 908-687-5710

TITLE: ZIF FLEX CIRCUIT CONNECTOR  
 SIDE ENTRY, LOWER CONTACT, SMT

UNLESS OTHERWISE SPECIFIED ALL DIMENSIONS ARE INCHES [MM]	
TOLERANCES: EXCEPT AS NOTED	
INCHES	HOLDS
.X ± .10	ØXX ± .10
.XX ± .020	ØXXX ± .015
.XXX ± .015	ØXXXX ± .010
APPROVALS	DATE
DRAWN	DY
CHECKED	
APPROVED	

SIZE	PART NO.	REV.
X	PCA-5-XX-HL-3-T/R	-
REF: S00030T	SCALE: NTS	SHEET 1 OF 1