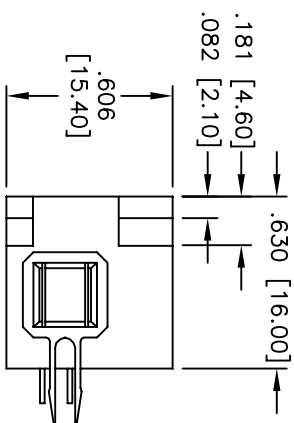
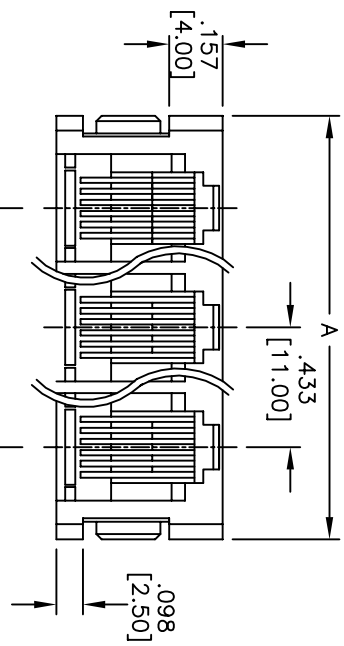


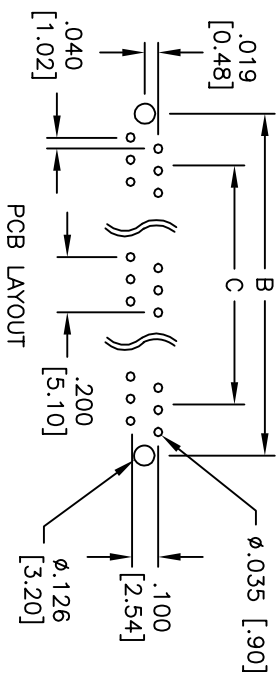
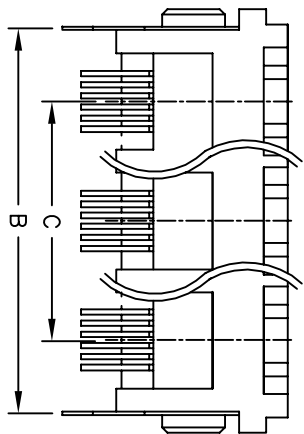
Rev	AWO #	Description	Date	Appr
-		RELEASED	10/4/04	

APPROVED: _____
 DATE: _____ TITLE: _____



X	PLATING
0	15 µin Gold
1	30 µin Gold
2	50 µin Gold

DIMENSION	No. of Ports							
	2	3	4	5	6	7	8	
A	1.110 [28.20]	1.543 [39.20]	1.976 [50.20]	2.410 [61.20]	2.842 [72.20]	3.275 [83.20]	3.710 [94.20]	
B	.992 [25.20]	1.425 [36.20]	1.860 [47.20]	2.290 [58.20]	2.724 [69.20]	3.157 [80.20]	3.590 [91.20]	
C	.433 [11.00]	.886 [22.00]	1.299 [33.00]	1.732 [44.00]	2.165 [55.00]	2.598 [66.00]	3.030 [77.00]	



ADAM TECH

909 Rahway Avenue, Union, NJ 07083
 Phone: 908-687-5000 Fax: 908-687-5710

**GANGED MODULAR TELEPHONE JACK, 6P8C
 RIGHT ANGLE, PCB**

SPECIFICATIONS:
 Material:
 Insulator: PBT, rated UL 94V-0
 Insulator color: Gray
 Contacts: Phosphor Bronze
 Plating:
 Gold over Nickel underplate on contact area, Tin over Copper underplate on PCB tails
 Electrical:
 Operating voltage: 150 VAC max
 Current rating: 1.5 Amps max
 Contact resistance: 20 mohms max
 Insulation resistance: 500 Mohms min @ 500 VDC
 Dielectric withstanding voltage: 1000 VAC for 1 minute
 Temperature Rating:
 Operating temperature: -40°C to +125°C
 Environmental:
 Lead free, RoHS compliant.
 Recommended soldering temp: 235°C for 5 sec.



UNLESS OTHERWISE SPECIFIED ALL DIMENSIONS ARE INCHES [MM]	
TOLERANCES: EXCEPT AS NOTED	
INCHES	[MM]
.X ± .10	ØX ± .10
.XX ± .020	ØXX ± .015
.XXX ± .015	ØXXX ± .010
APPROVALS	DATE
DRAWN	SS 10/4/04
CHECKED	
APPROVED	

SIZE	PART NO.	REV.
X	MTJG-X-687VX2	-
REF:	SCALE: NTS	SHEET 1 OF 1