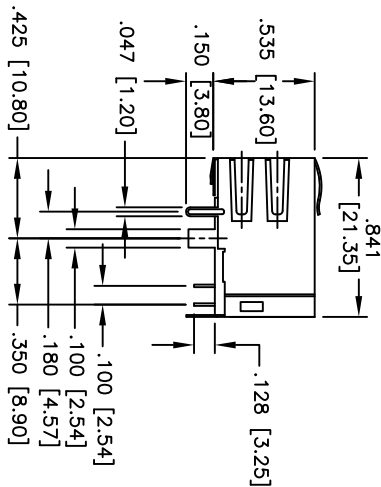
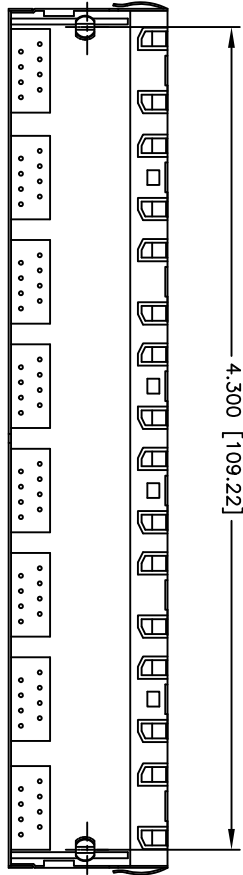
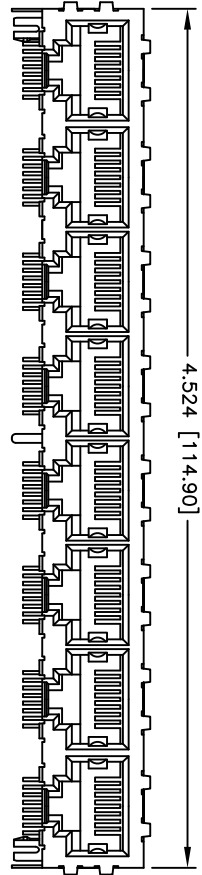
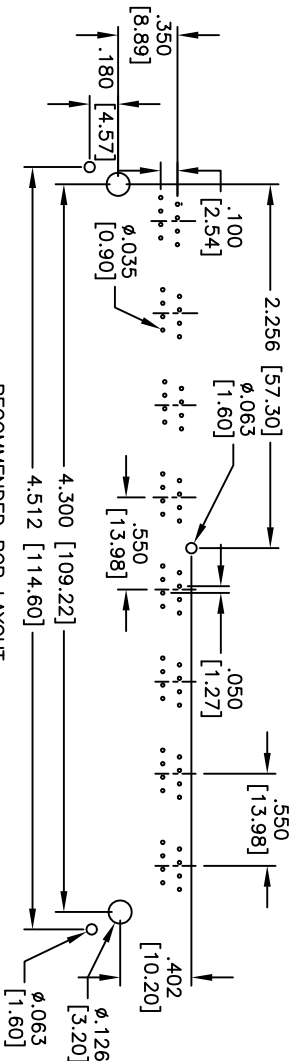


Rev	AWO #	Description	Date	Appr
-		RELEASED	5/13/10	

APPROVED: \_\_\_\_\_  
 DATE: \_\_\_\_\_ TITLE: \_\_\_\_\_



RECOMMENDED PCB LAYOUT



RECOMMENDED PCB LAYOUT

**SPECIFICATIONS:**

- Material: Insulator: PBT, rated UL 94V-0
- Insulator color: Black
- Contacts: Phosphor Bronze
- Shield: Copper Alloy, Nickel plated
- Plating: Gold over Nickel underplate on contact area, Tin over Copper underplate on PCB tails.
- (See chart for thickness)

**Electrical:**

- Operating voltage: 150 VAC max
- Current rating: 1.5 Amps max
- Contact resistance: 20 mohms max
- Insulation resistance: 1000 Mohms min @ 500 VDC
- Dielectric withstanding voltage: 1000 VAC for 1 minute
- Temperature Rating: Operating temperature: -40°C to +125°C
- Environmental: Lead free, RoHS compliant.
- Recommended soldering temp: 235°C for 5 sec.

"X"	PLATING
0	15 uin Gold
1	30 uin Gold
2	50 uin Gold

UNLESS OTHERWISE SPECIFIED  
 ALL DIMENSIONS ARE MM [INCHES]  
 TOLERANCES: EXCEPT AS NOTED  
 INCHES

	HOLDERS	HOLDERS
.X	± .10	± .10
.XX	± .020	± .015
.XXX	± .015	± .010

APPROVALS: \_\_\_\_\_ DATE: \_\_\_\_\_

**ADAM TECH**

909 Rahway Avenue, Union, NJ 07083  
 Phone: 908-687-5000 Fax: 908-687-0214

TITLE: MODULAR TELEPHONE JACK, R/A  
 GANGED, PCB, 8 PORT, 8P8C

DRAWN	DY	5/13/10
CHECKED		
APPROVED		

SIZE	PART NO.	REV.
X	MTJG-8-88TY1-FSG-PG-1	-
REF:	S00068T	SHEET 1 OF 1



6 5 4 3 2 1