

6

5

4

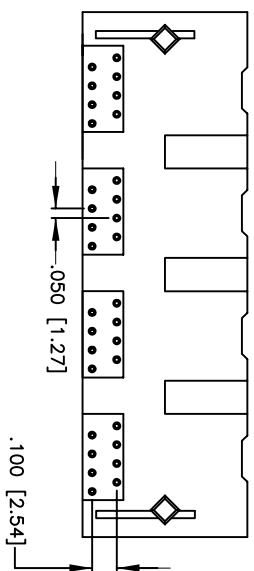
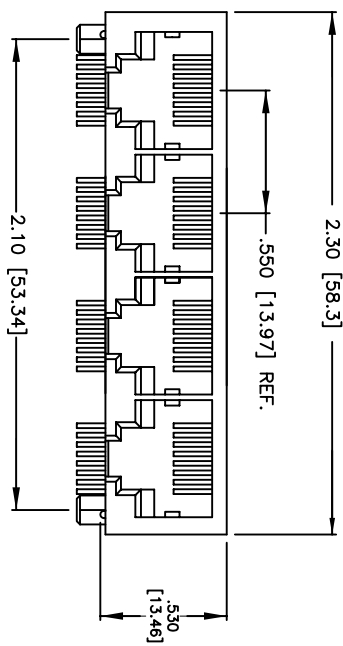
3

2

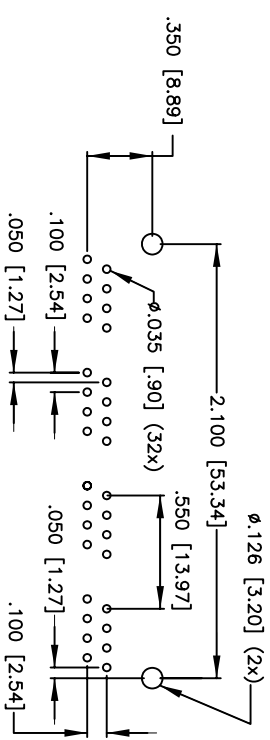
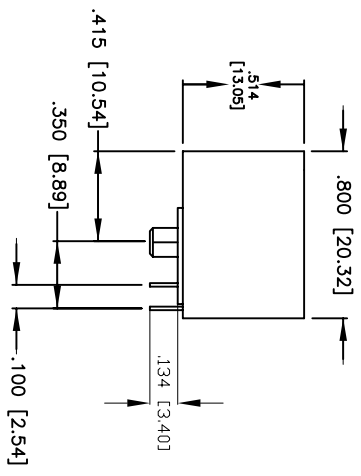
1

APPROVED: _____

DATE: _____ TITLE: _____



Rev	AWO #	Description	Date	Appr
-		RELEASED	5/2/05	
A		CORRECTED PEG SHAPE	05/09/05	
B		CORRECTED BOTTOM VIEW	05/10/05	BAS
C		UPDATED	12/15/06	SS
D		CORRECTED DIP LENGTH	10/23/07	



Recommended PC Board Layout
(Bottom View)

PLATING	
X	Gold Flash
0	.0000015 μin Gold
1	.0000030 μin Gold
2	.0000050 μin Gold

SPECIFICATIONS:

Material: Insulator: PBT, glass reinforced, rated UL 94V-0

Insulator color: Black

Contacts: Phosphor Bronze

Plating: Gold over Nickel underplate on contact area, Tin over Copper underplate on PCB tails. (See chart for thickness)

Electrical: Operating voltage: 150 VAC max

Current rating: 1.5 Amps max

Contact resistance: 20 Mohms max

Insulation resistance: 500 Mohms min @ 500 VDC

Dielectric withstanding voltage: 1000 VAC for 1 minute

Temperature Rating: Operating temperature: -40°C to +70°C

Mechanical: Insertion force: 3.95 lbf

Durability: 500 Cycles min.
Retention: 20 lbf min axial force applied on the plug at a rate of 1" ±.25"

Environmental: Lead free, RoHS compliant.
Recommended soldering temp: 235 for 5 sec.



ADAM TECH

909 Rahway Avenue, Union, NJ 07083
Phone: 908-687-5000 Fax: 908-687-5710

MODULAR TELEPHONE JACK, GANGED
8P8C, RIGHT ANGLE, PCB

UNLESS OTHERWISE SPECIFIED ALL DIMENSIONS ARE INCHES [MM]		TOLERANCES EXCEPT AS NOTED	
.X	± .10	ØX	± .10
.XX	± .020	ØXX	± .015
.XXX	± .015	ØXXX	± .010
APPROVALS		DATE	
DRAWN	SS	5/2/05	
CHECKED			
APPROVED			
SIZE	PART NO.	SCALE:	REV.
X	MTJG-4-88GX1	NIS	D
REF:		SHEET	1 OF 1

6

5

4

3

2

1