

6

5

4

3

2

1

Rev AWO #

Description

Date

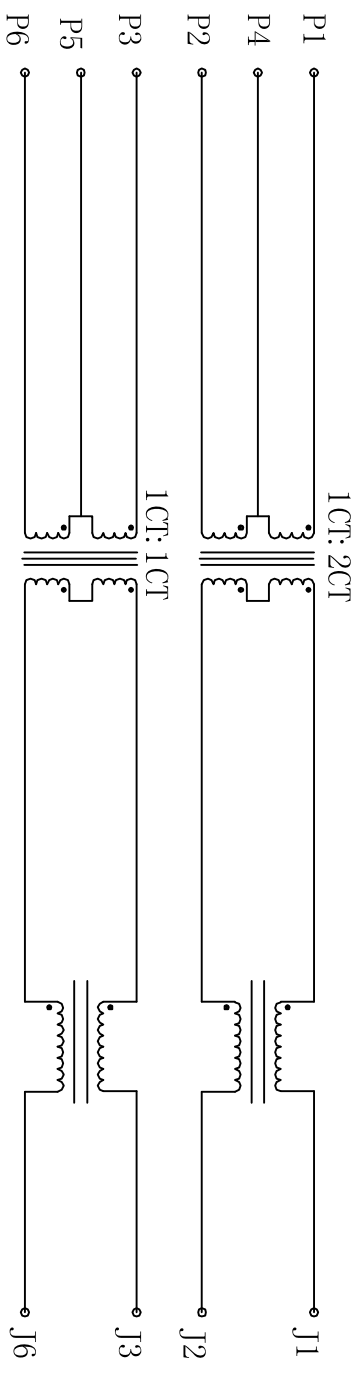
Appr

SEE SHT 1 OF 2 FOR REVISION

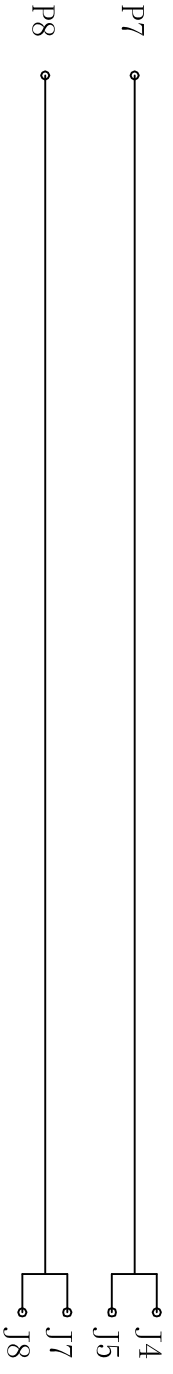
APPROVED: _____

DATE: _____ TITLE: _____


D



C



B



ELECTRICAL SPECIFICATIONS:

- Turns Ratio: (P1 ~ P2) : (J1 ~ J2) 1:2 ±3%
(P3 ~ P6) : (J3 ~ J6) 1:1 ±3%
- Inductance: (P1 ~ P2) 350uH min. @ 0.1V, 100KHZ, 8mA DC Bias
(P3 ~ P6) 350uH min. @ 0.1V, 100KHZ, 8mA DC Bias
- Leakage Inductance: P1 ~ P2 (with J1 and J2 Short): 0.35uH Max. @ 1 MHz
P3 ~ P6 (with J3 and J6 Short): 0.35uH Max. @ 1 MHz
- Interwinding Capacitor: (P1 ~ P2) : (J1 ~ J2): 35pF max. @ 1MHz
(P3 ~ P6) : (J3 ~ J6): 35pF max @ 1mhz
- DC Resistance: (J1 ~ J2) : (J3 ~ J6): 1.2 Ohms Max.
- Return Loss: 1MHZ to 30MHZ: -18dB min
30MHZ to 60MHZ: -(18-20log(f/30))dB min (WHERE f IS IN MHZ)
60MHZ to 80MHZ: -12dB min
- Dielectric Withstanding: (P1~P2) : (J1~J2): (P3~P6) : (J3~J6) : 1500VAC OR 2250VDC
- Insertion Loss: 100KHZ TO 100MHZ : -1.2dB Max.
- Cross Talk: 1MHZ to 100MHZ: -35dB Typ.
- Common to Common mode Attention 30MHZ to 100MHZ: -30dB Typ.

A

UNLESS OTHERWISE SPECIFIED	
ALL DIMENSIONS ARE INCHES [MM]	
TOLERANCES: EXCEPT AS NOTED	
INCHES	HOLES
.X ± .10	Ø.X ± .10
.XX ± .020	Ø.XXX ± .015
.XXX ± .015	Ø.XXX ± .010
APPROVALS	DATE
DRAWN DY	5/27/10
CHECKED	
APPROVED	

ADAM TECH
 909 Rahway Avenue, Union, NJ 07083
 Phone: 908-687-5000 Fax: 908-687-5710

TITLE: MODULAR JACK GANGED, 1 PORT, 8P8C
 W/ LED1 YELLOW, LED2 GREEN

6

5

4

3

2

1

SIZE	PART NO.	REV.
X	MT-J-88CX1-FSP-LG-M7	-
REF: S00005C	SCALE: NTS	SHEET 2 OF 2