

6

5

4

3

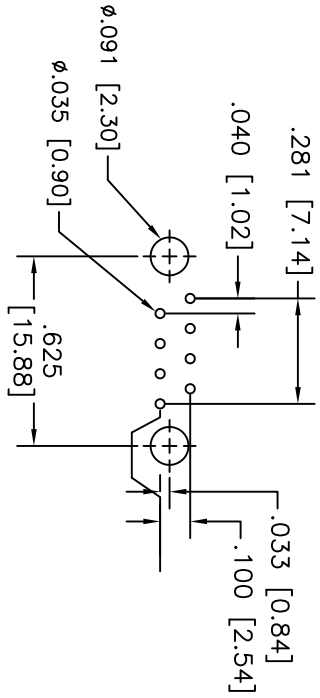
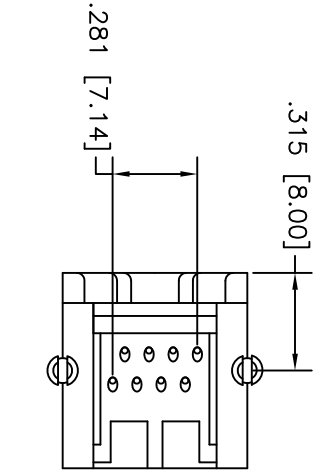
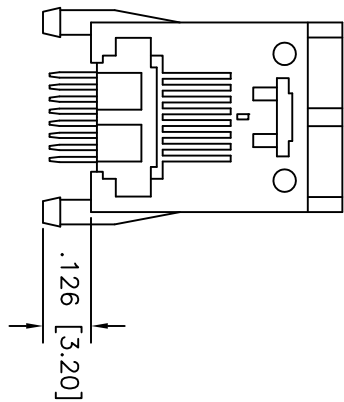
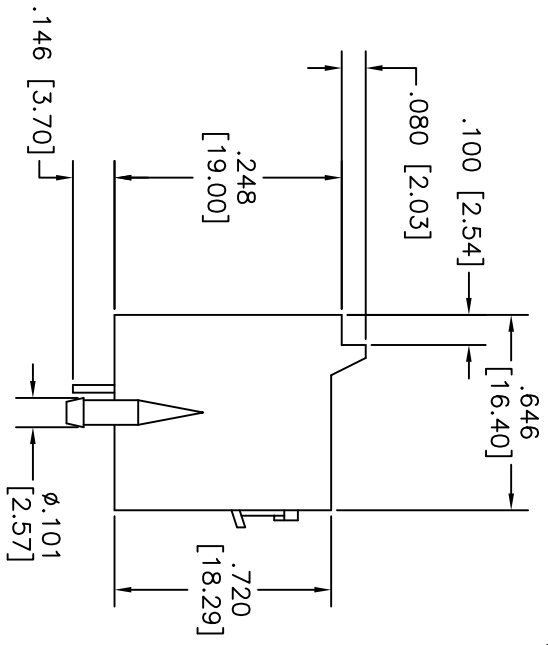
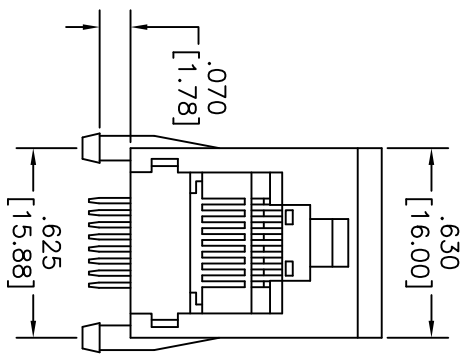
2

1

APPROVED: _____

DATE: _____ TITLE: _____

Rev	AWO #	Description	Date	Appr
-		RELEASED	10/4/04	
A		REVISED SHAPE	9/17/10	



RECOMMENDED PCB LAYOUT

X	PLATING
0	15 μ In Gold
1	30 μ In Gold
2	50 μ In Gold

SPECIFICATIONS:

Material:

Insulator: PBT, rated UL 94V-0

Insulator color: Black

Contacts: Phosphor Bronze

Plating:

Gold over Nickel underplate on contact area,
Tin over Copper underplate on PCB tails

Electrical:

Operating voltage: 150 VAC max

Current rating: 1.5 Amps max

Contact resistance: 20 mohms max

Insulation resistance: 500 Mohms min @ 500 VDC

Dielectric withstanding voltage: 1000 VAC for 1 minute

Temperature Rating:

Operating temperature: -40°C to +125°C

Environmental:

Lead free, RoHS compliant.
Recommended soldering temp: 235°C for 5 sec.



UNLESS OTHERWISE SPECIFIED
ALL DIMENSIONS ARE INCHES [MM]
TOLERANCES: EXCEPT AS NOTED
INCHES

X	± .10	ØX	± .10
.XX	± .020	ØXX	± .015
.XXX	± .015	ØXXX	± .010

HOLE SIZES
DATE

ADAM TECH

909 Rahway Avenue, Union, NJ 07083
Phone: 908-687-5000 Fax: 908-687-5710

MODULAR TELEPHONE JACK, 8P8C
RIGHT ANGLE, PCB TYPE

APPROVALS	DATE
DRAWN	SS
CHECKED	10/4/04
APPROVED	

SIZE	PART NO.	REV.
X	MTJ-887X1	A

REF: S0006ST SCALE: NTS SHEET 1 OF 1

6

5

4

3

2

1