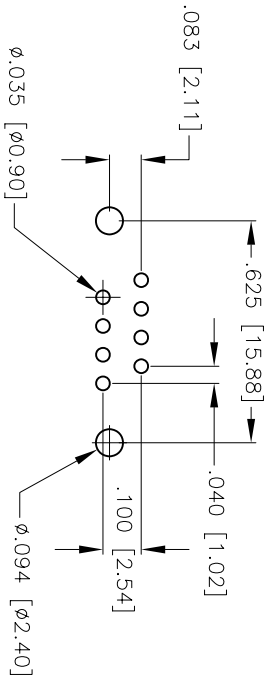
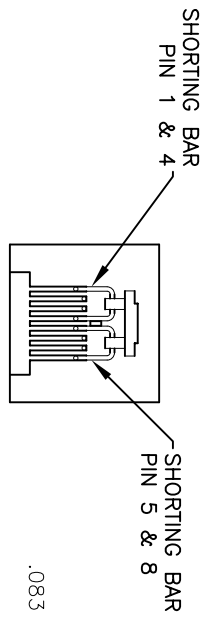
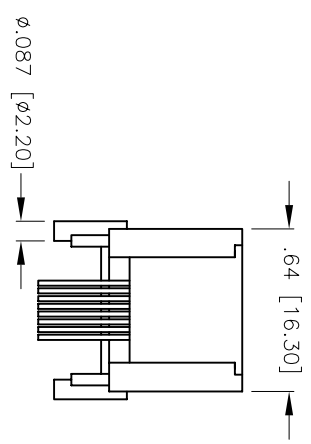
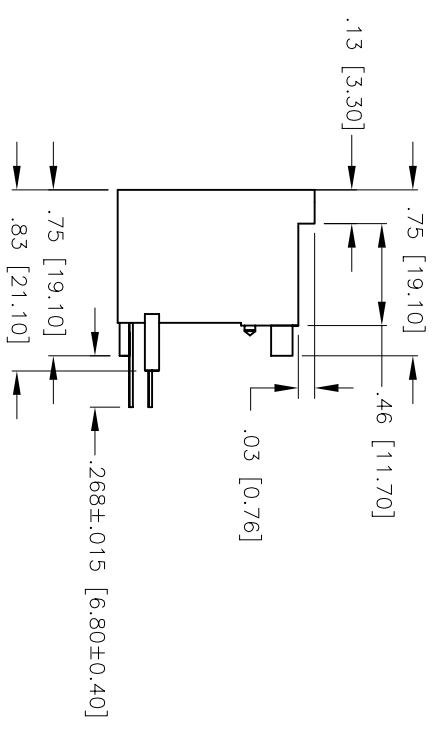
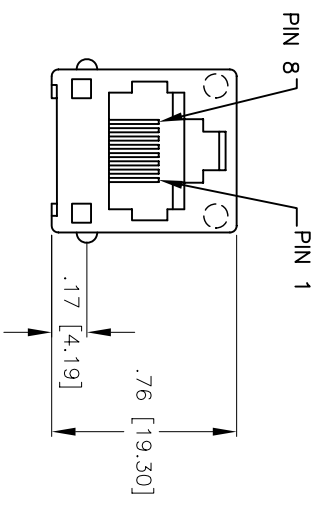


Rev	AWO #	Description	Date	Appr
-		RELEASED	5/23/06	

APPROVED: _____
 DATE: _____ TITLE: _____



RECOMMENDED PCB LAYOUT (TOP VIEW)

X	PLATING
0	15 μin Gold
1	30 μin Gold
2	50 μin Gold

SPECIFICATIONS:
Material:
 Insulator: PBT, rated UL 94V-0
 Insulator color: Black
 Contacts: Phosphor Bronze
 Shield: Phosphor Bronze, tin plated
Plating:
 Gold over Nickel underplate on contact area, Tin over Copper underplate on PCB tails. See chart for thickness.
Electrical:
 Operating voltage: 150 VAC max
 Current rating: 1.5 Amps max
 Contact resistance: 20 mohms max
 Insulation resistance: 500 Mohms min @ 500 VDC
 Dielectric withstanding voltage: 1000 VAC for 1 minute
Temperature Rating:
 Operating temperature: -40°C to +125°C
Environmental:
 Lead free, RoHS Compliant
 Recommended soldering temp: 235°C for 5 seconds

Operating voltage: 150 VAC max
 Current rating: 1.5 Amps max
 Contact resistance: 20 mohms max
 Insulation resistance: 500 Mohms min @ 500 VDC
 Dielectric withstanding voltage: 1000 VAC for 1 minute
 Operating temperature: -40°C to +125°C
 Environmental:
 Lead free, RoHS Compliant
 Recommended soldering temp: 235°C for 5 seconds



UNLESS OTHERWISE SPECIFIED
 ALL DIMENSIONS ARE INCHES [MM]
 TOLERANCES: EXCEPT AS NOTED

INCHES	HOLES
.X ±.10	Ø.X ±.10
.XX ±.020	Ø.XXX ±.015
.XXX ±.015	Ø.XXX ±.010

APPROVALS

DRAWN	SS	DATE
CHECKED		
APPROVED		

ADAM TECH
 909 Ratway Avenue, Union, NJ 07083
 Phone: 908-687-5000 Fax: 908-687-5710

TITLE	8 Position, 8 Contact, Modular Telephone Jack, Top Entry, No Flange
SIZE	PART NO.
X	MTJ-883A11-N-SB
REF:	SCALE: NTS
	SHEET 1 OF 1