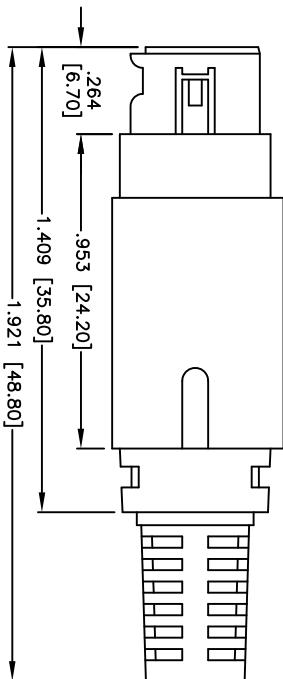
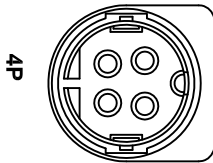
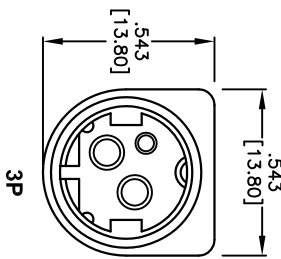
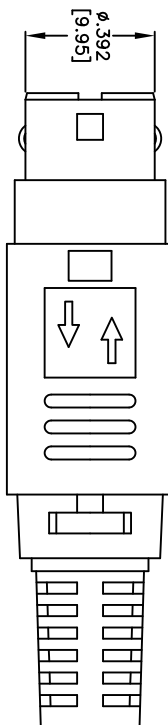



APPROVED: \_\_\_\_\_  
 DATE: \_\_\_\_\_ TITLE: \_\_\_\_\_

Rev	AWO #	Description	Date	Appr
-		RELEASED	01/13/06	
A		REVISED PIN ARRANGEMENT	2/12/10	
B		REVISED PIN ARRANGEMENT	3/05/10	



**SPECIFICATIONS:**

**Material:**  
 Plastic cover: Brass  
 Shell: Brass, Nickel plated  
 Cap: Brass, Nickel plated  
 Cable Fixer: Brass, Tin plated  
 Housing: PBT  
 PIN: Brass, Silver plated  
 POM Ring: POM  
 Spring: Steel  
 Plastic Tube: ABS  
 SR: PVC

**Electrical:**  
 Rating: 100V AC max. or 12V DC, 7.5A max.  
 Insulation resistance: 50 Mohms min @ 250 VDC  
 Dielectric withstanding voltage: 250 VAC/minute

**Environmental:**  
 Operating temperature: -20°C to +105°C  
 Lead free, RoHS Compliant

X	NO. OF POSITIONS
3P	3
4P	4

**NOTE: SEE ASSEMBLY INSTRUCTIONS FOR MP SERIES (SHEET 2)**

UNLESS OTHERWISE SPECIFIED ALL DIMENSIONS ARE INCHES [MM]	
TOLERANCES: EXCEPT AS NOTED	
INCHES	HOLDS
.X ± .10	ØXX ± .10
.XX ± .020	ØXXX ± .015
.XXX ± .015	ØXXXX ± .010
APPROVALS	DATE
DRAWN	SS
CHECKED	
APPROVED	

**ADAM TECH**  
 909 Rahway Avenue, Union, NJ 07083  
 Phone: 908-687-5000 Fax: 908-687-5710

**MINI DIN POWER PLUG**  
 3 AND 4 POSITIONS

SIZE	PART NO.	REV.
X	MP-XX-D	B

REF: S00067T SCALE: NTS SHEET 1 OF 2



6

5

4

3

2

1