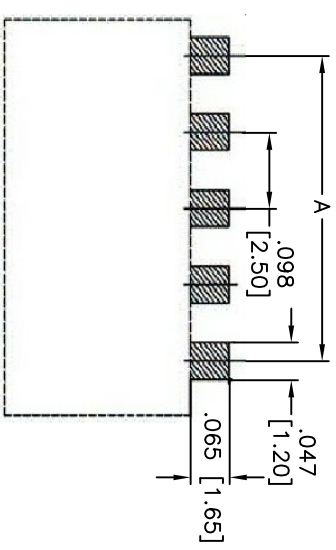
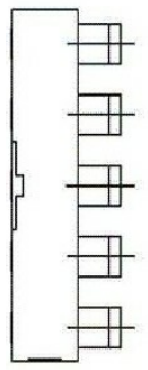
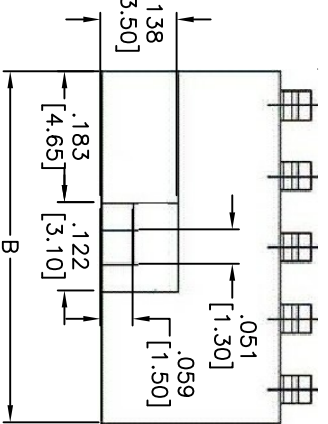
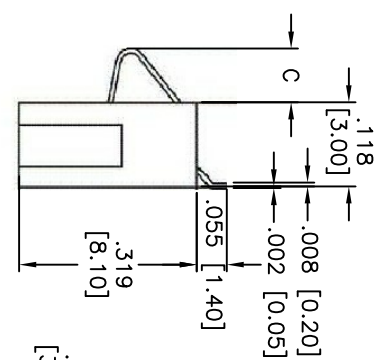
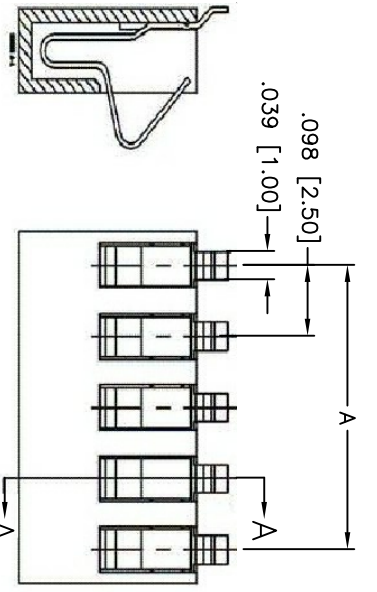


Rev	AWO #	Description	Date	Appr
-		RELEASED	11/27/10	

APPROVED: \_\_\_\_\_  
 DATE: \_\_\_\_\_ TITLE: \_\_\_\_\_



RECOMMENDED PCB LAYOUT

ADAM P/N	Pos.	A	B
MBC-B-02-XX	2	.098 [2.50]	.193 [4.90]
MBC-B-03-XX	3	.197 [5.00]	.291 [7.40]
MBC-B-04-XX	4	.295 [7.50]	.390 [9.90]
MBC-B-05-XX	5	.394 [10.00]	.488 [12.40]

ADAM P/N	Contact Height
MBC-B-XX-C1	.118 [3.00]
MBC-B-XX-C2	.091 [2.30]
MBC-B-XX-C3	.071 [1.80]
MBC-B-XX-C4	.047 [1.20]

**ADAM TECH**

909 Railway Avenue, Union, NJ 07083  
 Phone: 908-687-5000 Fax: 908-687-5710

TITLE: .098 [2.50] PITCH BATTERY CONNECTOR  
 SPRING TYPE, STRAIGHT TYPE

**SPECIFICATION:**  
**Material:**  
 Insulator: HI-temp plastic, Rated UL-94V-0  
 Insulator color: Black  
 Contacts: Copper Alloy  
**Plating:**  
 Gold flash on contact, solder all over Nickel.  
**Electrical:**  
 Operating Voltage: 250V AC/DC  
 Current rating: 1A AC/DC Max.  
 Contact resistance: 30 Mohms Max.  
 Insulator resistance: 1000 Mohms Min @ 100V DC  
 Withstanding voltage: 500V AC/minute  
 Environmental:  
 Lead free, RoHS compliant.  
 Recommended soldering temp: 260°C for 5 sec.



UNLESS OTHERWISE SPECIFIED ALL DIMENSIONS ARE INCHES [MM]	
TOLERANCES: EXCEPT AS NOTED	
INCHES	
.X	±.10
.XX	±.020
.XXX	±.015
.XXX	±.010
HOLE SIZES	
ØXX	±.10
ØXXX	±.015
ØXXX	±.010
APPROVALS	
DATE	
DRAWN	AY
CHECKED	VW
APPROVED	
DATE	11/27/10

SIZE	PART NO.	REV.
X	MBC-B-XX-CX	-
REF:	S00141T	SHEET 1 OF 1