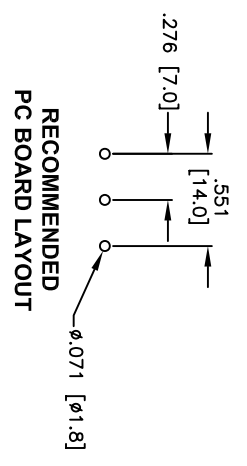
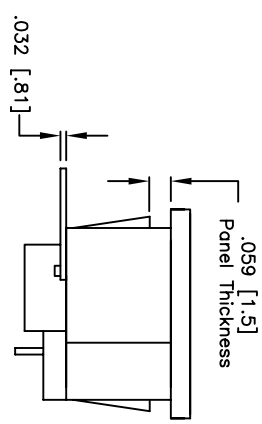
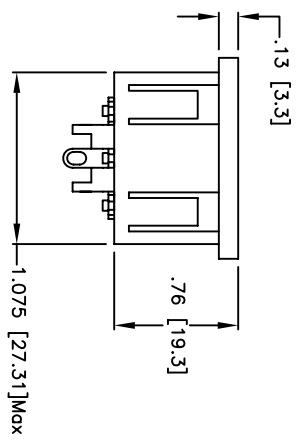
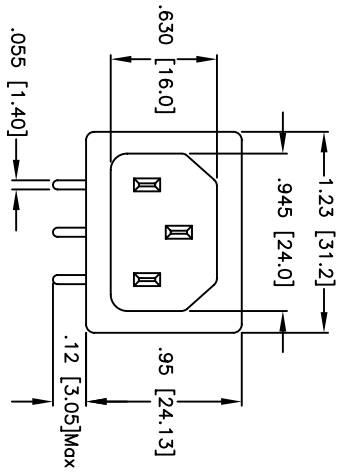
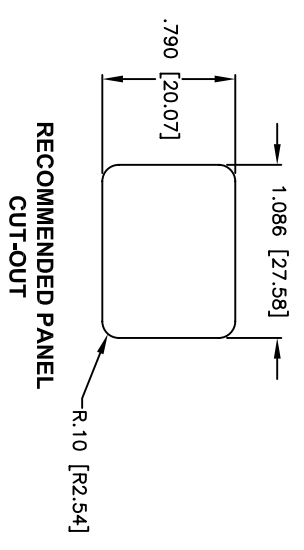


Rev	AWO #	Description	Date	Appr
-		RELEASED	6/17/05	

APPROVED: \_\_\_\_\_  
 DATE: \_\_\_\_\_ TITLE: \_\_\_\_\_



PART NUMBER	DIMENSIONS
IEC-J-4-080-A	.047 [1.20]
IEC-J-4-150-A	.059 [1.50]
IEC-J-4-200-A	.079 [2.00]
IEC-J-4-300-A	.118 [3.00]



**SPECIFICATIONS:**

Material: Nylon 66, glass reinforced, rated UL 94V-0  
 Insulator color: Black  
 Contacts: Brass  
 Plating: Nickel over Copper underplate overall  
 PCB pins: Tin over Copper underplate

Electrical:  
 Operating voltage: 250 VAC  
 Current rating: UL & CSA: 15 Amps max  
 VDE: 10 Amps max  
 CCC 10 AMP 250VAC

Insulation resistance: 100 Mohms min @ 500 VDC  
 Dielectric withstanding voltage: 2,000 VAC for 1 minute  
 Temperature Rating:  
 Operating temperature: -25°C to +70°C

Environmental:  
 Lead free, RoHS compliant  
 Recommended soldering temp: 235°C for 5 seconds



**ADAM TECH**

909 Rahway Avenue, Union, NJ 07083  
 Phone: 908-687-5000 Fax: 908-687-5710

TITLE: IEC MALE INLET, SNAP-IN PANEL MOUNT  
 RIGHT ANGLE, PCB TAILS

UNLESS OTHERWISE SPECIFIED ALL DIMENSIONS ARE IN INCHES [MM]		TOLERANCES: EXCEPT AS NOTED	
INCHES		HOLDS	
.X	± .10	Ø.X	± .10
.XX	± .020	Ø.XX	± .015
.XXX	± .015	Ø.XXX	± .010
APPROVALS		DATE	
DRAWN	SS	6/17/05	
CHECKED			
APPROVED			
SIZE	PART NO.	SCALE	REV.
X	IEC-J-4-XXX-A	NFS	-
REF:		SHEET	1 OF 1