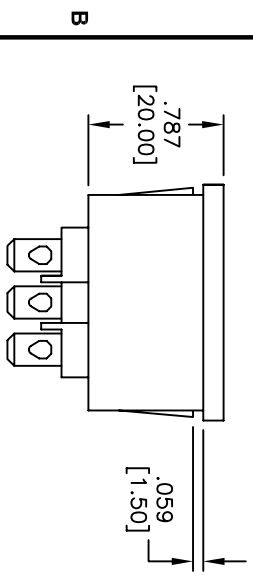
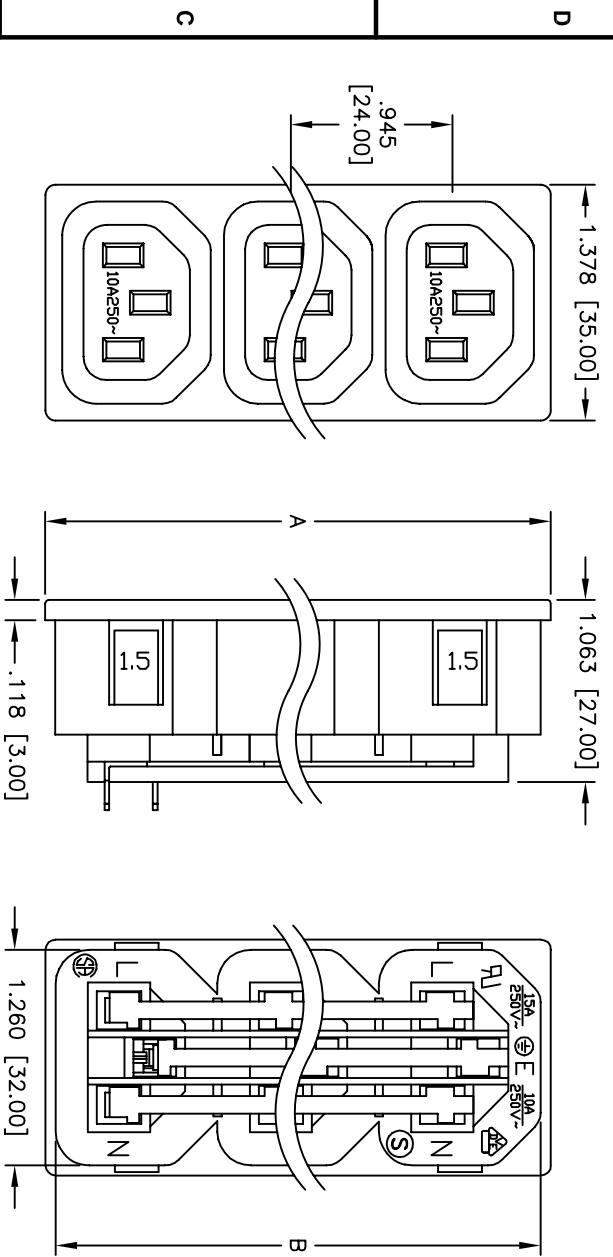
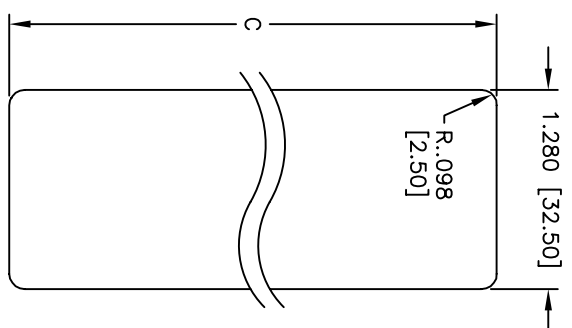


Rev	AWO #	Description	Date	Appr
-		RELEASED	6/17/05	

APPROVED: _____
 DATE: _____ TITLE: _____



PART NUMBER	PORTS	DIMENSIONS		
		A	B	C
IEC-D-S2-1-150	2	2.008 [51.00]	1.890 [48.00]	1.902 [48.30]
IEC-D-S3-1-150	3	2.953 [75.00]	2.835 [72.00]	2.846 [72.30]
IEC-D-S4-1-150	4	3.898 [99.00]	3.780 [96.00]	3.791 [96.30]
IEC-D-S5-1-150	5	4.843 [123.00]	4.724 [120.00]	4.736 [120.30]
IEC-D-S6-1-150	6	5.787 [147.00]	5.669 [144.00]	5.681 [144.30]
IEC-D-S7-1-150	7	6.732 [171.00]	6.614 [168.00]	6.626 [168.30]



RECOMMENDED PANEL CUT-OUT

SPECIFICATIONS:
 Material: Nylon, glass reinforced, rated UL 94V-0
 Insulator color: Black
 Contacts: Phosphor Bronze
 Plating:
 Tin over Copper underplate overall

Electrical:
 Operating voltage: 250 VAC
 Current rating: UL & CSA: 15 Amps max
 VDE: 10 Amps max

Insulation resistance: 100 Mohms min @ 500 VDC
 Dielectric withstanding voltage: 2,000 VAC for 1 minute
 Temperature Rating:
 Operating temperature: -25°C to +70°C



Lead free, RoHS compliant
 Recommended soldering temp: 230°C for 5 seconds

6 5 4 3 2 1

ADAM TECH
 909 Railway Avenue, Union, NJ 07083
 Phone: 908-687-5000 Fax: 908-687-5710

TITLE: IEC FEMALE OUTLET STRIP
 SNAP-IN PANEL MOUNT, .187 QC
 SIZE: IEC-D-SX-1-150
 SCALE: NTS
 SHEET 1 OF 1

UNLESS OTHERWISE SPECIFIED ALL DIMENSIONS ARE INCHES [MM]	
TOLERANCES: EXCEPT AS NOTED	HOLDERS
.XX ± .10	ØXX ± .10
.XX ± .020	ØXX ± .015
.XXX ± .015	ØXXX ± .010
APPROVALS	DATE
DRAWN SS	6/17/05
CHECKED	
APPROVED	