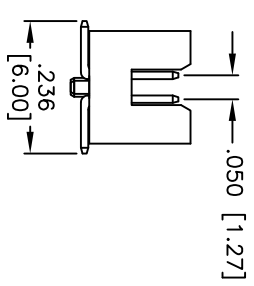
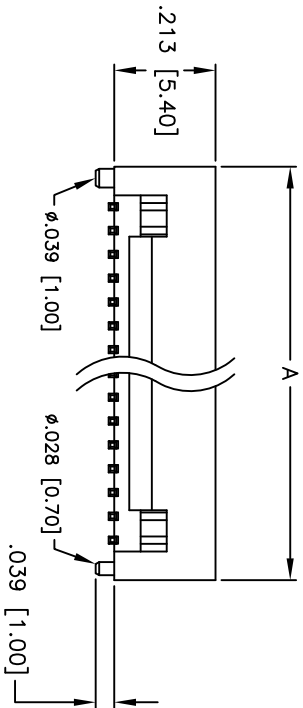
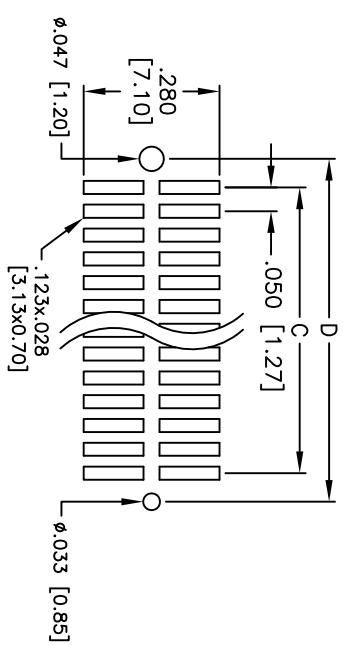
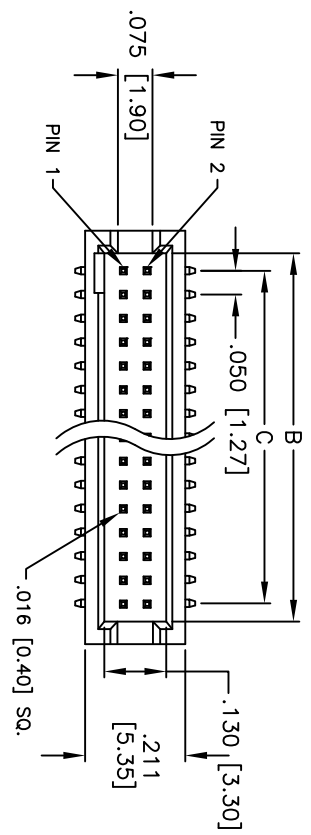


APPROVED: _____
 DATE: _____ TITLE: _____

Rev	AWO #	Description	Date	Appr
-		RELEASED	9/2/03	
A		REDRAW	7/28/10	



SECTION A - A

SPECIFICATIONS:

Material:

Insulator: Polybutyleneterephthalate(PBT), glass reinforced thermoplastic, rated UL94V-0

Contacts: Copper Alloy

Plating:

G = 5 µin gold flash to MIL-G-45204, Type II, Grade C, over 50 µin min nickel to QQ-N-290, Class 2, Grade C

T = 100 µin tin-lead to MIL-P-81728, Type 1 with 50 µin copper underplate to MIL-C-14550

SG = 5 µin gold nom. on mating length to MIL-G-45204, Type II, Grade C, 100 µin tin lead to MIL-P-81728 solder-tails

Electrical:

Operation voltage: 250 VAC max

Current rating: 1 Amps max

Contact resistance: 10 mohms max

Insulation resistance: 5000 Mohms min @ 500 VDC

Dielectric withstanding voltage: 1000 VAC min rms

Mechanical:

Insertion force: 6 ozs. per contact max

Withdrawal force: 2 ozs. per contact min

Operating temperature: -65°C to +125°C

NOTES:

- XX = No of Position
- X = Plating Specification: G – Gold Plated, T – Tin plated, SG – Gold plated in contact area, tin plated solder tails
- A = .050 [1.27] x No. of Spaces + .168 [4.27]
- B = .050 [1.27] x No. of Spaces + .047 [1.87]
- C = .050 [1.27] x No. of Spaces
- D = .050 [1.27] x No. of Spaces + .120 [3.04]

ADAM TECH

909 Rahway Avenue, Union, NJ 07083
 Phone: 908-687-5000 Fax: 908-687-0214

TITLE
.050 CENTERLINE HEADER, VERTICAL WITH PEG AND KEY, SURFACE MOUNT

UNLESS OTHERWISE SPECIFIED ALL DIMENSIONS ARE MM [INCHES] TOLERANCES: EXCEPT AS NOTED INCHES	
.X ± .10	ØXX ± .10
.XX ± .020	ØXXX ± .015
.XXX ± .015	ØXXXX ± .010
APPROVALS	DATE
DRAWN SLS	9/2/03
CHECKED AY	7/28/10
APPROVED	

SIZE	PART NO.	REV.
X	HSH-XX-X-SMT	A
REF: S00039T	SCALE: NTS	SHEET 1 OF 1