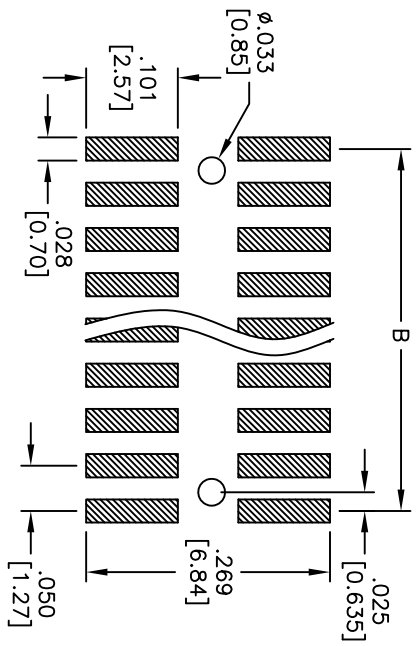
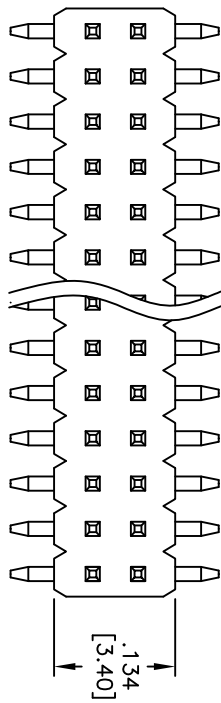
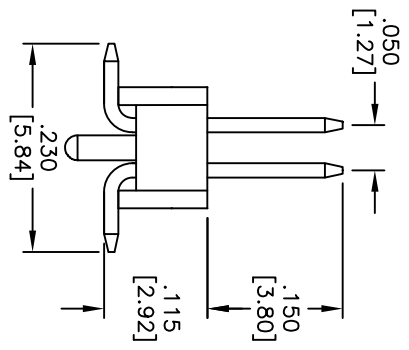
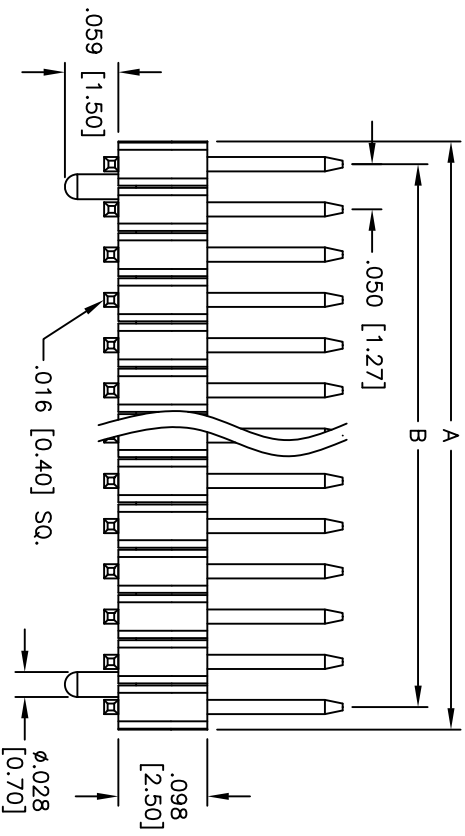


Rev	AWO #	Description	Date	Appr
-		RELEASED	8/31/10	

APPROVED: \_\_\_\_\_  
 DATE: \_\_\_\_\_ TITLE: \_\_\_\_\_



RECOMMENDED PCB LAYOUT



Positions: 2 thru 40 per Row  
 A = .050 [1.27] x No. of Positions per Row  
 B = .050 [1.27] x No. of Spaces

**SPECIFICATIONS:**  
 Material: Insulator: LCP, rated UL 94V-0  
 Insulator color: Black  
 Contacts: Brass  
 Plating: Gold flash over Nickel underplate on contact area, Tin over copper underplate on tails.  
 Electrical: Current rating: 1 Amps max  
 Contact resistance: 20 mohms max  
 Insulation resistance: 1000 Mohms min  
 Dielectric withstanding voltage: 300 VAC for 1 minute  
 Temperature Rating: Operating temperature: -40°C to +105°C  
 Environmental: Lead free, RoHS compliant  
 Recommended soldering temp: 260°C for 5 seconds



UNLESS OTHERWISE SPECIFIED ALL DIMENSIONS ARE IN INCHES [MM]	
TOLERANCES: EXCEPT AS NOTED	HOLDS
.X ± .10	ØX ± .10
.XX ± .020	ØXXX ± .015
.XXX ± .015	ØXXXX ± .010
APPROVALS	DATE
DRAWN	DY
CHECKED	
APPROVED	

**ADAM TECH**  
 909 Rahway Avenue, Union, NJ 07083  
 Phone: 908-687-5000 Fax: 908-687-5710  
 TITLE: .050 [1.27] DUAL ROW PIN HEADER, SMT,  
 SELECTIVE GOLD PLATED

SIZE	PART NO.	REV.
X	HPH2-A1-XX-SG-SMT-.150-P	-
REF: S00032T	SCALE: NTS	SHEET 1 OF 1