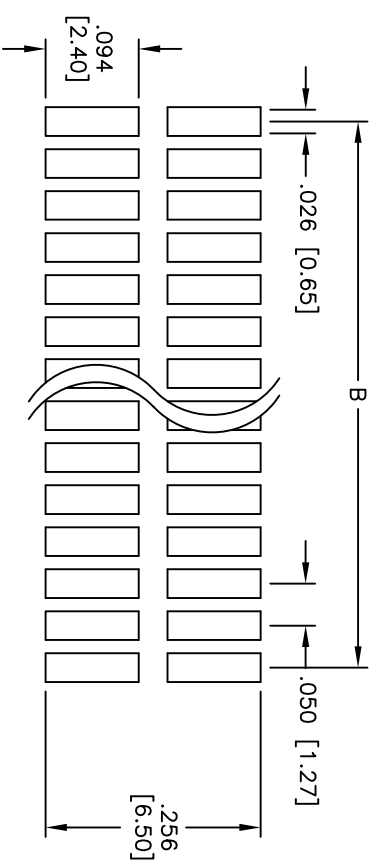
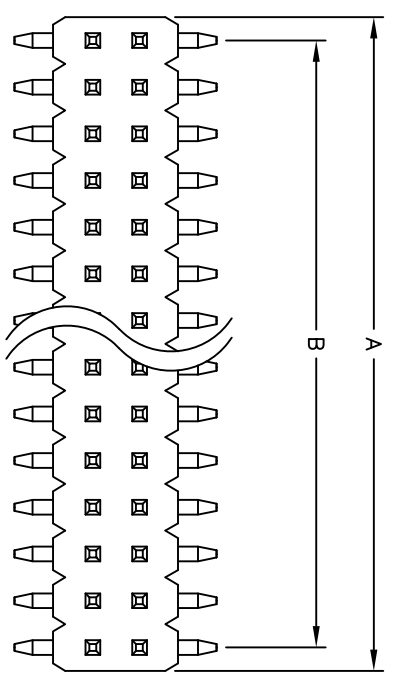
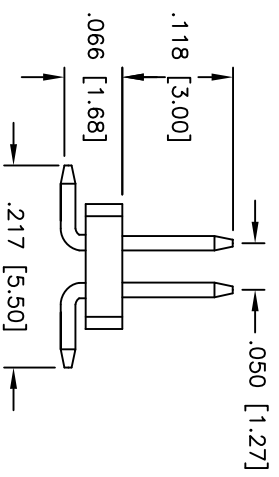
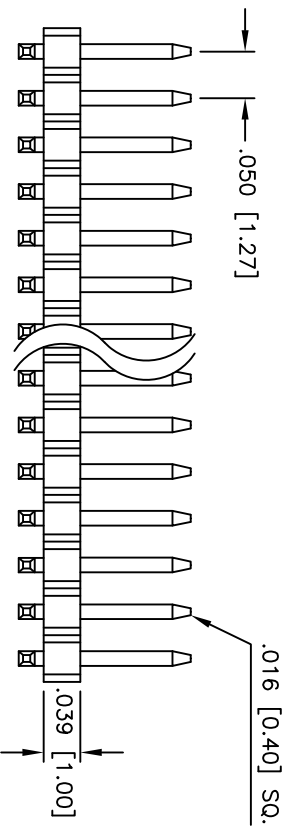


Rev	AWO #	Description	Date	Appr
-		RELEASED	8/26/08	

APPROVED: _____
 DATE: _____ TITLE: _____



Recommended PCB Layout



PACKAGED ON TAPE & REEL

Positions: 8 thru 100
 A = .050 [1.27] x No. of Positions per Row
 B = .050 [1.27] x No. of Spaces

ADAM TECH
 909 Rahway Avenue, Union, NJ 07083
 Phone: 908-687-5000 Fax: 908-687-5710

TITLE: .050 [1.27] DUAL ROW PIN HEADER, SMT,
 SELECTIVE GOLD PLATED

SPECIFICATIONS:
 Material: Nylon 6T, glass reinforced, rated UL 94V-0
 Insulator color: Black
 Contacts: Brass
 Plating: Gold flash over Nickel underplate on contact area, Tin over copper underplate on tails.
 Electrical:
 Operating voltage: 250 VAC max
 Current rating: 3 Amps max
 Contact resistance: 20 mohms max
 Insulation resistance: 5,000 Mohms min @ 500 VDC
 Dielectric withstanding voltage: 1,000 VAC for 1 minute
 Temperature Rating:
 Operating temperature: -55°C to +105°C
 Environmental:
 Lead free, RoHS compliant
 Recommended soldering temp: 260°C for 5 seconds



UNLESS OTHERWISE SPECIFIED ALL DIMENSIONS ARE IN INCHES [MM]	
TOLERANCES: EXCEPT AS NOTED	
INCHES	HOLDS
.X ± .10	ØX ± .10
.XX ± .020	ØXXX ± .015
.XXX ± .015	ØXXXX ± .010
APPROVALS	DATE
DRAWN	DY
CHECKED	
APPROVED	

SIZE	PART NO.	REV.
X	HPH2-A-XX-SGA-SMT-T/R	-
REF:	SCALE: NTS	SHEET 1 OF 1