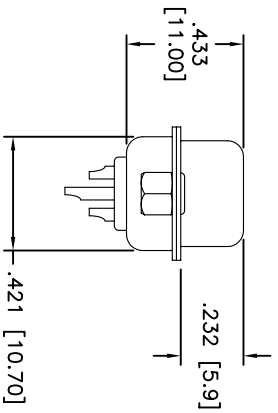
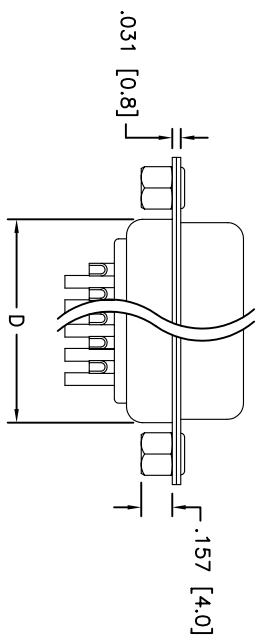
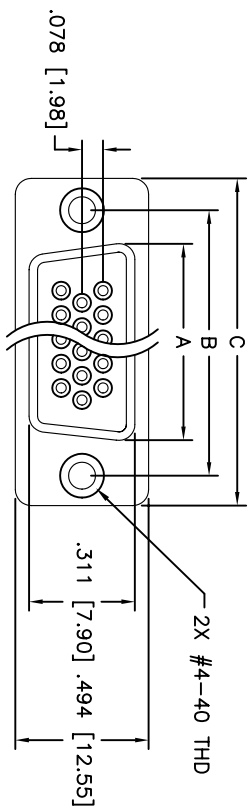


Rev	AWO #	Description	Date	Appr
-		RELEASED	11/15/04	

APPROVED: \_\_\_\_\_  
 DATE: \_\_\_\_\_ TITLE: \_\_\_\_\_



Unit: Inch / mm

POSITIONS	Socket Dimensions			
	A	B	C	D
15	.643 (16.33)	.984 (24.99)	1.213 (30.81)	.759 (19.28)
26	.971 (24.66)	1.312 (33.32)	1.541 (39.14)	1.083 (27.51)
44	1.511 (38.38)	1.852 (47.04)	2.008 (53.04)	1.626 (41.30)
62	2.159 (54.84)	2.500 (63.50)	2.729 (69.32)	2.272 (57.71)

**ADAM TECH**

909 Rahway Avenue, Union, NJ 07083  
 Phone: 908-687-5000 Fax: 908-687-5710

TITLE: D-SUB, HIGH DENSITY, STRAIGHT  
 FEMALE SOLDER CUP

**SPECIFICATIONS:**  
 Material: Insulator: PBT, glass reinforced, rated UL 94V-0  
 Contacts: Phosphor Bronze  
 Plating: Gold Flash over Nickel underplate overall  
 Electrical: Operating voltage: 250 VAC max  
 Current rating: 5 Amps max  
 Insulation resistance: 5000 Mohms min @ 500 VDC  
 Dielectric withstanding voltage: 1000 VAC for 1 minute  
 Temperature Rating: Operating temperature: -65°C to +125°C

UNLESS OTHERWISE SPECIFIED ALL DIMENSIONS ARE INCHES [MM]		TOLERANCES EXCEPT AS NOTED INCHES		HOLE SIZES	
.X	± .10	Ø.X	± .10		
.XX	± .020	Ø.XX	± .015		
.XXX	± .015	Ø.XXX	± .010		
APPROVALS		DATE		TITLE	
DRAWN	SS	11/15/04		D-SUB, HIGH DENSITY, STRAIGHT	
CHECKED				FEMALE SOLDER CUP	
APPROVED				SIZE	PART NO.
				X	HDTXX-SD-SL
		REF:	SCALE: NTS	SHEET 1	OF 1