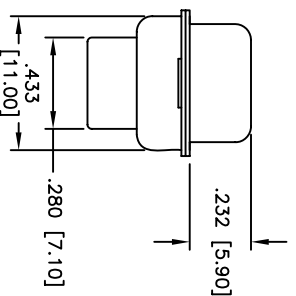
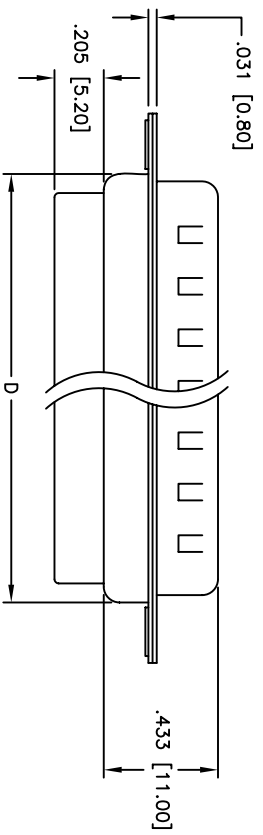
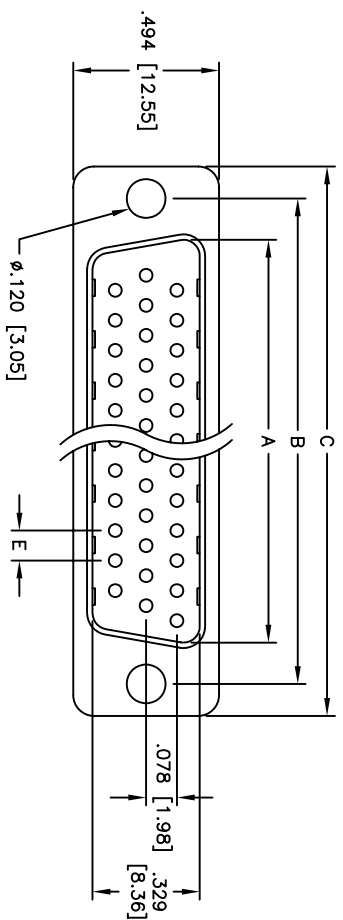


Rev	AWO #	Description	Date	Appr
-		RELEASED	5/10/05	

APPROVED: \_\_\_\_\_  
 DATE: \_\_\_\_\_ TITLE: \_\_\_\_\_



Unit: Inch / mm

Positions	DIMENSIONS			
	A	B	C	D
15	.666 [16.92]	.984 [24.99]	1.213 [30.81]	.759 [19.28]
26	.994 [25.25]	1.312 [33.32]	1.541 [39.14]	1.083 [27.51]
44	1.534 [38.96]	1.852 [47.04]	2.088 [53.04]	1.626 [41.30]
62	2.182 [55.43]	2.500 [63.50]	2.729 [69.32]	2.271 [57.70]
78	2.079 [52.81]	2.406 [61.11]	2.635 [66.93]	2.099 [55.32]

**ADAM TECH**

909 Rahway Avenue, Union, NJ 07083  
 Phone: 908-687-5000 Fax: 908-687-5710

TITLE: HIGH DENSITY D-SUB PLUG, CRIMP & POKE  
 .120 [3.05] MOUNTING HOLES

SPECIFICATIONS:  
 Material: Insulator: PBT, glass reinforced, rated UL 94V-0  
 Insulator color: Black  
 Contacts: Phosphor Bronze  
 Shell: Steel, Tin plated  
 Plating: Gold flash over Nickel underplate overall  
 Electrical: Operating voltage: 250 VAC max  
 Current rating: 5 Amps max  
 Contact resistance: 20 mohms max  
 Insulation resistance: 5,000 Mohms min  
 Dielectric withstanding voltage: 1,000 VAC for 1 minute  
 Temperature Rating: Operating temperature: -65°C to +125°C  
 Environmental: Lead free, RoHS compliant



UNLESS OTHERWISE SPECIFIED ALL DIMENSIONS ARE INCHES [MM]		TOLERANCES: EXCEPT AS NOTED	
INCHES		HOLES	
.X	± .10	ØXX	± .10
.XX	± .020	ØXXX	± .015
.XXX	± .015	ØXXXX	± .010
APPROVALS		DATE	
DRAWN	SS	5/10/05	
CHECKED			
APPROVED			
SIZE	PART NO.	SCALE	SHEET 1 OF 1
X	HDTXX-PR	NTS	