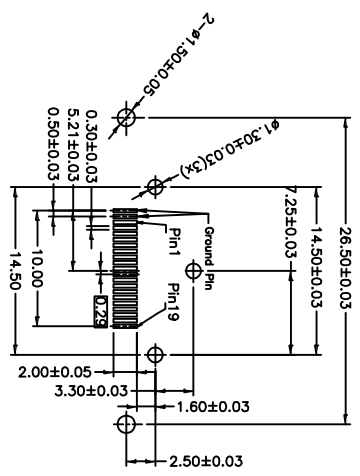
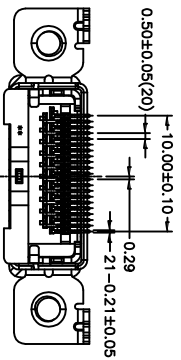
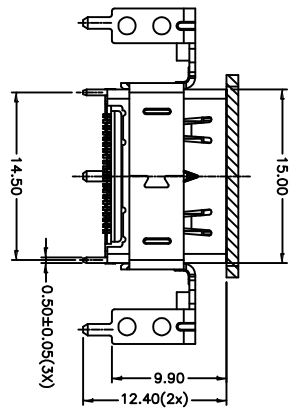
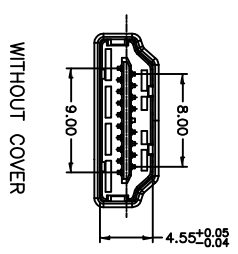
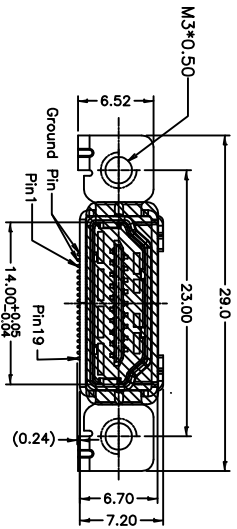
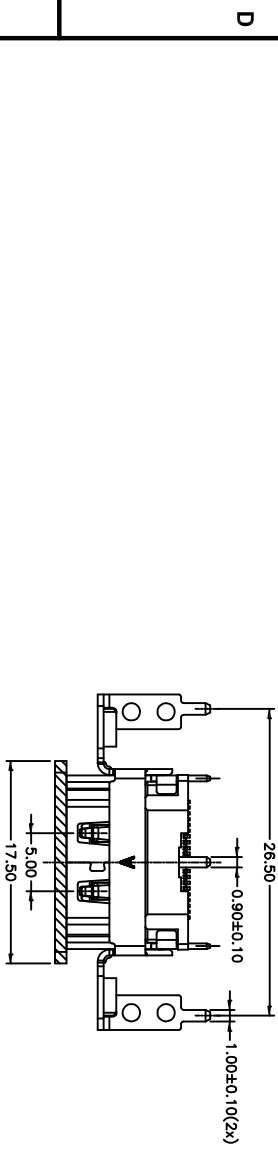
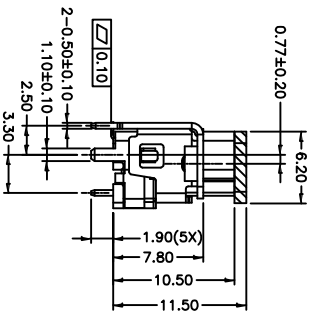


Rev	AWO #	Description	Date	Appr
-		RELEASED	6/04/10	

APPROVED: _____
 DATE: _____ TITLE: _____



RECOMMENDED PCB LAYOUT (T=1.60mm)
TOP VIEW



SPECIFICATIONS:

Material:

Housing: Hi-temp thermoplastic, UL 94V-0

Housing color: Black

Contact: Copper Alloy

Shield: Copper Alloy, Nickel plated

Plating:

Gold flash over Nickel underplate on contact area,
Tin over Copper underplate on tails.

Electrical:

Voltage rating: 40V

Current rating: 0.5A

Dielectric strength: 300VAC for 1 minute min.

Insulation resistance: 100 Megohm min.

Contact resistance: 10 mohms max.

Environmental:

Lead free, RoHS Compliant

Recommended soldering temp: 260°C for 5 seconds.

Recommended soldering temp: 260°C for 5 seconds.



UNLESS OTHERWISE SPECIFIED
 ALL DIMENSIONS ARE MM
 TOLERANCES: EXCEPT AS NOTED
 INCHES
 .X ± .10 ØX ± .10
 .XX ± .020 ØXX ± .015
 .XXX ± .015 ØXXX ± .010

ADAM TECH
 909 Rahway Avenue, Union, NJ 07083
 Phone: 908-687-5000 Fax: 908-687-5710

HDMI CONNECTOR, VERTICAL, SMT

DRAWN	DY	6/04/10
CHECKED		
APPROVED		

SIZE	PART NO.	REV.
X	HDMI-S-V-02-SMT-MF-KT	-
REF:	S00015C	SHEET 1 OF 1