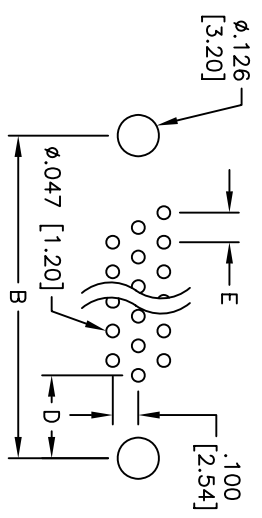
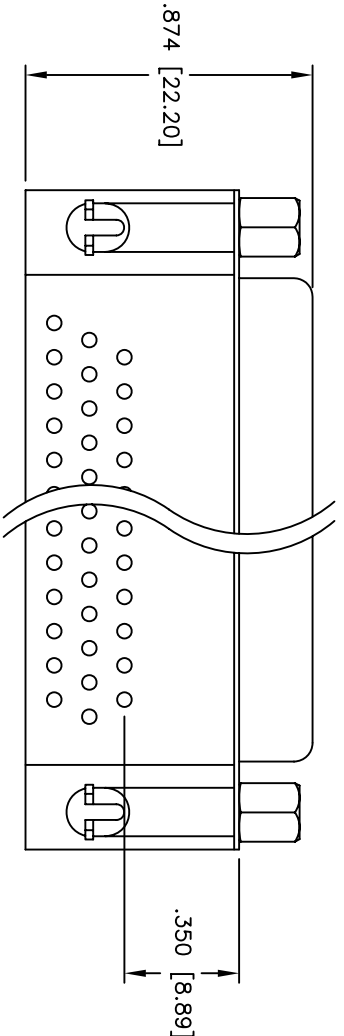
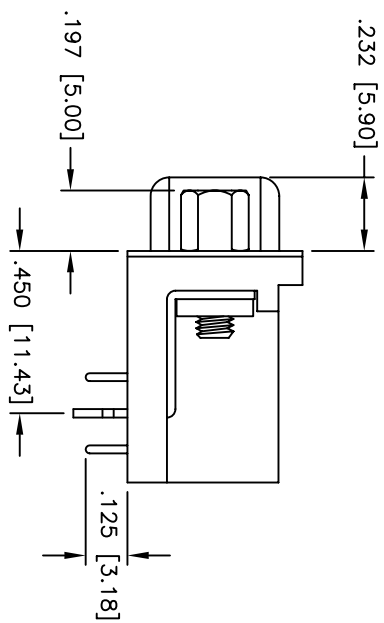
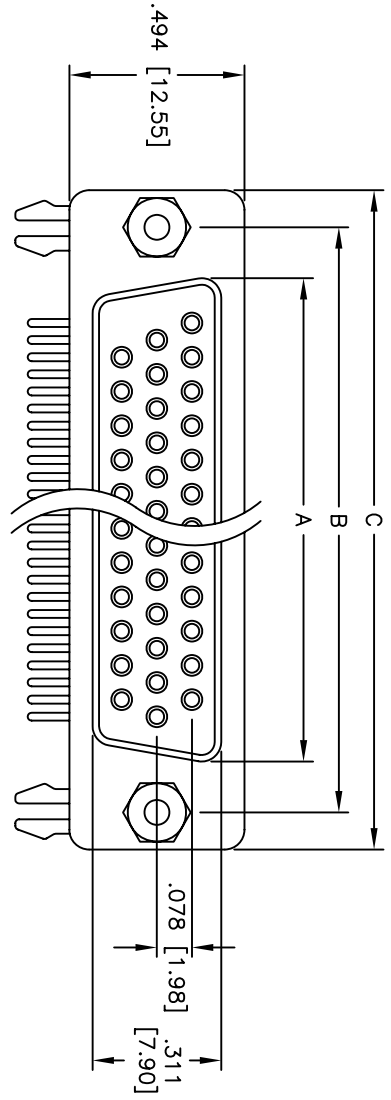


Rev	AWO #	Description	Date	Appr
-		RELEASED	5/6/05	

APPROVED: \_\_\_\_\_  
 DATE: \_\_\_\_\_ TITLE: \_\_\_\_\_



HDTXX	DIMENSIONS				
	A	B	C	D	E
26	.971 [24.66]	1.312 [33.32]	1.541 [39.14]	.271 [6.88]	.090 [2.29]
44	1.511 [38.38]	1.852 [47.04]	2.088 [53.04]	.271 [6.88]	.090 [2.29]
62	2.159 [54.84]	2.500 [63.50]	2.729 [69.32]	.276 [7.00]	.095 [2.41]

**SPECIFICATIONS:**

**Material:**  
 Insulator: PBT, glass reinforced, rated UL 94V-0  
 Insulator color: Black  
 Contacts: Phosphor Bronze  
 Shell: Steel, Tin plated  
 Hardware: Brass, Nickel plated  
 Plating:  
 Gold flash over Nickel underplate overall

**Electrical:**  
 Operating voltage: 250 VAC max  
 Current rating: 5 Amps max  
 Contact resistance: 20 mohms max  
 Insulation resistance: 5,000 Mohms min  
 Dielectric withstanding voltage: 1,000 VAC for 1 minute  
 Temperature Rating:  
 Operating temperature: -65°C to +125°C

**Environmental:**  
 Lead free, RoHS compliant  
 Recommended soldering temp: 235°C for 5 seconds



UNLESS OTHERWISE SPECIFIED  
 ALL DIMENSIONS ARE INCHES [MM]  
 TOLERANCES: EXCEPT AS NOTED  
 INCHES Holes  
 .X ± .10 ØX ± .10  
 .XX ± .020 ØXXX ± .015  
 .XXX ± .015 ØXXXX ± .010

**ADAM TECH**  
 909 Railway Avenue, Union, NJ 07083  
 Phone: 908-687-5000 Fax: 908-687-5710

TITLE: HIGH DENSITY D-SUB SOCKET, R/A  
 #4-40 JACKSCREWS & BOARDLOCKS

DRAWN	SS	5/6/05	SIZE	PART NO.	HDLXX-SL-A	REV.
CHECKED			X			
APPROVED			REF:	SCALE:	NIS	SHEET 1 OF 1