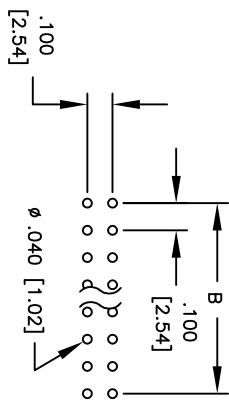
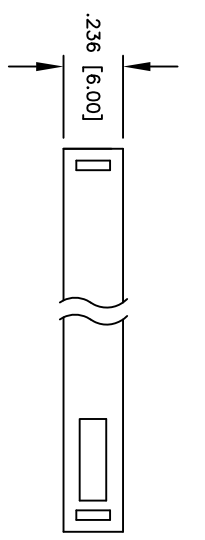
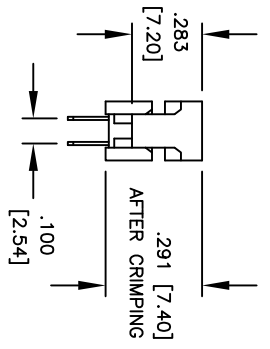
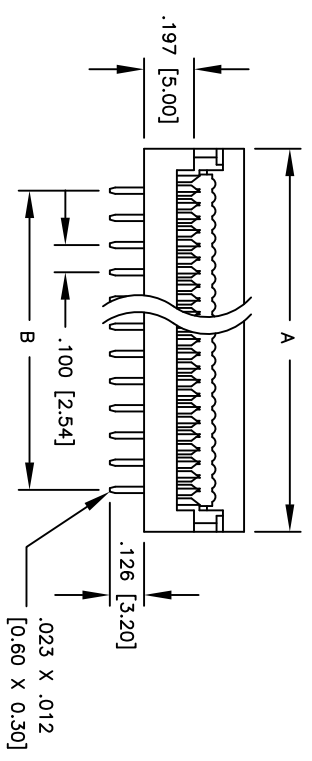


Rev	AWO #	Description	Date	Appr
-		RELEASED	10/16/08	

APPROVED: _____ TITLE: _____
 DATE: _____



RECOMMENDED
PCB LAYOUT



POSITIONS	A	B
06	.514 [13.07]	.200 [5.08]
08	.610 [15.50]	.300 [7.62]
10	.710 [18.04]	.400 [10.16]
14	.910 [23.12]	.600 [15.24]
16	1.010 [25.66]	.700 [17.78]
20	1.210 [30.74]	.900 [22.86]
24	1.410 [35.82]	1.100 [27.94]
26	1.510 [38.36]	1.200 [30.48]
28	1.610 [40.90]	1.300 [33.02]
30	1.710 [43.44]	1.400 [35.56]
34	1.910 [48.52]	1.600 [40.64]
40	2.210 [56.14]	1.900 [48.26]
50	2.710 [68.84]	2.400 [60.96]
60	3.210 [81.54]	2.900 [73.66]
64	3.410 [86.62]	3.100 [78.74]

SPECIFICATIONS:

Material: PBT, rated UL 94V-0
 Insulator color: Gray
 Contacts: Brass

Plating: 30u" Tin over Copper underplate overall
 Electrical: Operating voltage: 250 VAC max
 Current rating: 1 Amp max

Contact resistance: 20 mohms max
 Insulation resistance: 5000 Mohms min @ 500 VDC
 Dielectric withstanding voltage: 1000 VAC for 1 minute
 Temperature Rating: Operating temperature: -55°C to +105°C



UNLESS OTHERWISE SPECIFIED ALL DIMENSIONS ARE INCHES [MM]	
TOLERANCES: EXCEPT AS NOTED	
INCHES	HOLDS
.X ± .10	Ø.X ± .10
.XX ± .020	Ø.XX ± .015
.XXX ± .015	Ø.XXX ± .010
APPROVALS	DATE
DRAWN	SS
CHECKED	
APPROVED	

ADAM TECH
 909 Rahway Avenue, Union, NJ 07083
 Phone: 908-687-5000 Fax: 908-687-5710

ITDC DIP PLUG, .100 X .100, GOLOR GRAY

SIZE	PART NO.	SCALE	SHEET	REV.
X	FTR-XX-T-30-GY	NIS	1 OF 1	