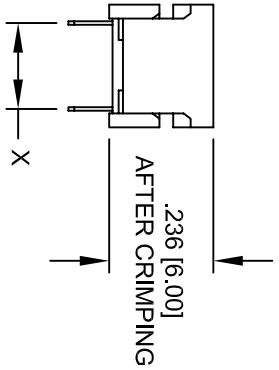
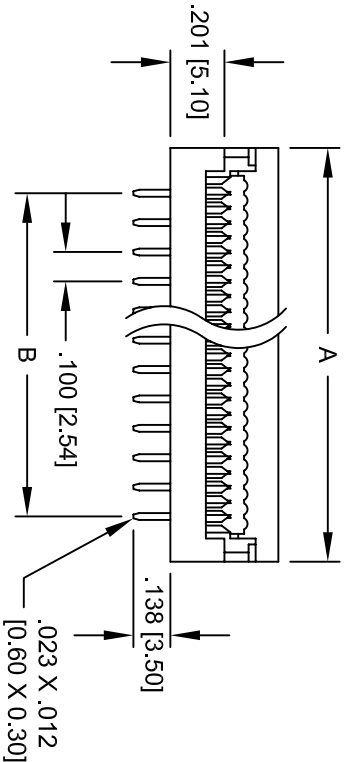
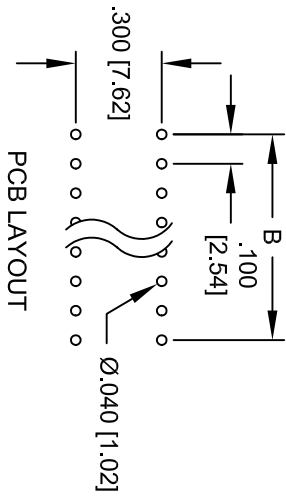
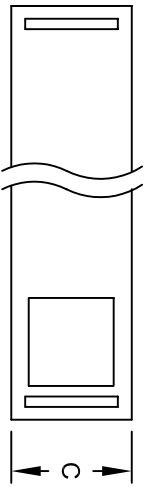


Rev	AWO #	Description	Date	Appr
-		RELEASED	7/28/04	

APPROVED: \_\_\_\_\_  
 DATE: \_\_\_\_\_ TITLE: \_\_\_\_\_



"DIM X" POSITION	DIP SPACINC=15.24 mm	A	B	C
24P	35.78	27.94	18.2	
28P	40.84	33.02	18.2	
40P	56.08	48.26	18.2	

"DIM X" POSITION	DIP SPACINC=7.62 mm	A	B	C
8P	15.44	7.62	10.6	
10P	17.96	10.16	10.6	
14P	23.06	15.24	10.6	
16P	25.60	17.78	10.6	
18P	28.14	20.32	10.6	
20P	30.68	22.86	10.6	
24P	35.76	27.94	10.6	
28P	40.80	33.02	10.6	
34P	48.46	40.64	10.6	
40P	56.08	48.26	10.6	

**SPECIFICATIONS:**

**Material:**

Insulator: PBT, glass reinforced thermoplastic, rated UL 94V-0  
 Insulator color: Black  
 Contacts: Brass

**Plating:**

Tin over Copper underplate overall

**Electrical:**

Operation voltage: 250 VAC max  
 Current rating: 3 Amps max  
 Contact resistance: 20 mΩ max  
 Insulation resistance: 5000 MΩ min @ 500 VDC between adjacent contacts (75°F and 55% R.H.)  
 Dielectric withstanding voltage: 1000 VAC min rms

**Mechanical:**

Recommended Wire Size: 28 AWG Stranded

**Environmental:**

Operating temperature: -55°C to +105°C

UNLESS OTHERWISE SPECIFIED ALL DIMENSIONS ARE INCHES [MM]	
TOLERANCES: EXCEPT AS NOTED	HOLDS
.X ± .10	Ø.X
.XX ± .020	Ø.XX
.XXX ± .015	Ø.XXX
.XXX ± .015	± .010
APPROVALS	DATE

DRAWN	SS	7/28/04
CHECKED		
APPROVED		

**ADAM TECH**  
 909 Rahway Avenue, Union, NJ 07083  
 Phone: 908-687-5000 Fax: 908-687-5710

SIZE	PART NO.	REV.
X	FDP-XX-T	-

TITLE: FLAT CABLE DIP PLUG, .100 [2.54mm]  
 SCALE: NTS SHEET 1 OF 1