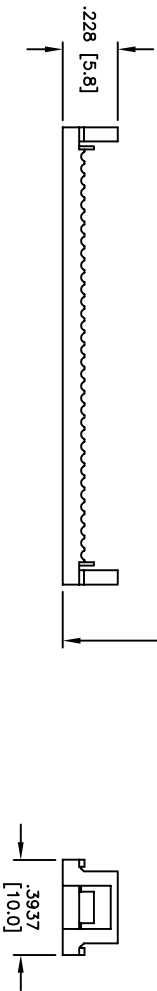
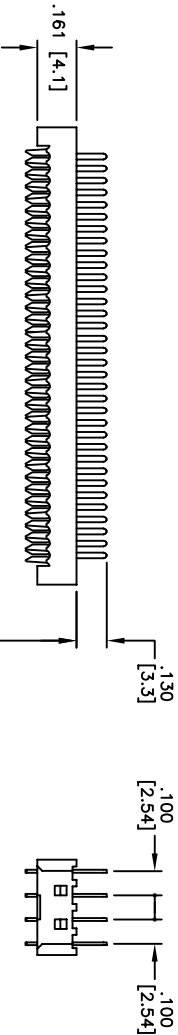
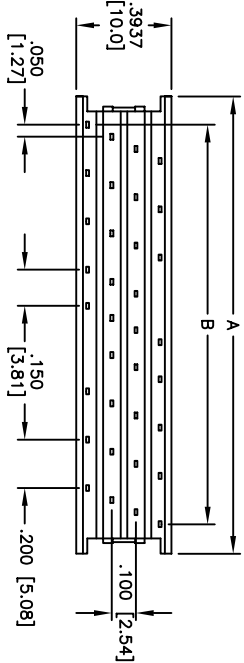


APPROVED: _____

DATE: _____ TITLE: _____

Rev	AWO #	Description	Date	Appr
-		RELEASED	12/05/05	



POSITION	A	B
10	.693 [17.60]	.450 [11.43]
14	.893 [22.68]	.650 [16.51]
16	.993 [25.22]	.750 [19.05]
20	1.193 [30.30]	.950 [24.13]
26	1.493 [37.92]	1.250 [31.75]
34	1.893 [48.08]	1.650 [41.91]
40	2.193 [55.07]	1.950 [49.53]
60	3.193 [81.10]	2.950 [74.93]
64	3.393 [86.18]	3.150 [80.01]

SPECIFICATIONS:

Material:
 Insulator: PBT, glass reinforced, rated UL 94V-0
 Insulator color: Black
 Contacts: Phosphor Bronze
 Plating:

Gold flash over Nickel underplate underplate on IDC contact area, Tin over Copper underplate on PCB tails

Electrical:
 Operating voltage: 250 VAC max.
 Current rating: 1 Amp max.
 Contact resistance: 30 mohms max. initial
 Insulation resistance: 1,000 Mohms min.
 Dielectric withstanding voltage: 500 VAC for 1 minute

Operating Rating:
 Temperature: -40°C to +105°C
 Environmental:
 Lead free, RoHS compliant



UNLESS OTHERWISE SPECIFIED
 ALL DIMENSIONS ARE INCHES [MM]
 TOLERANCES: EXCEPT AS NOTED
 INCHES Holes ±.10
 .XX ±.020 ØXXX ±.015
 .XXX ±.015

APPROVALS
 DRAWN SS DATE 12/05/05
 CHECKED
 APPROVED

ADAM TECH
 909 Rahway Avenue, Union, NJ 07083
 Phone: 908-687-5000 Fax: 908-687-5710

TITLE
**.050 [1.27] 4 ROW TRANSITION PLUG
 FOR SINGLE LAYER .025" FLAT CABLE**

SIZE PART NO. FDH-XX-SG
 X

REF: SCALE: NTS SHEET 1 OF 2