

6

5

4

3

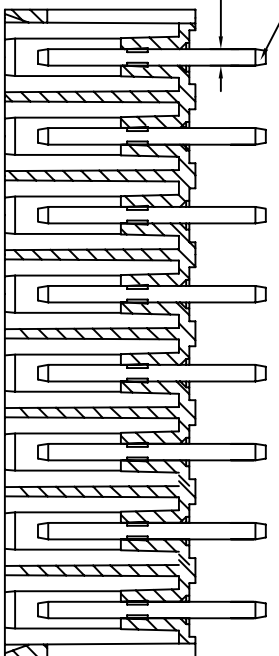
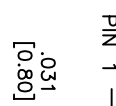
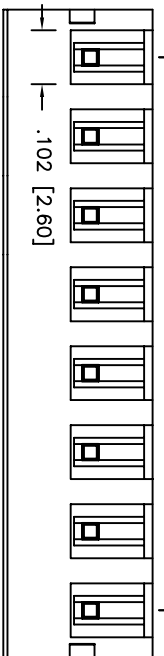
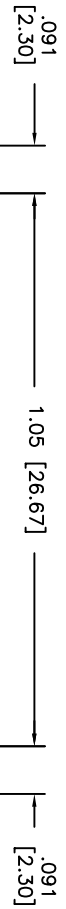
2

1

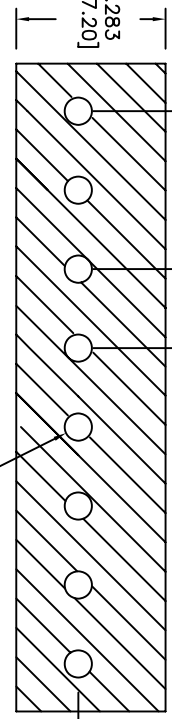
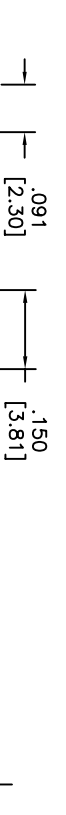
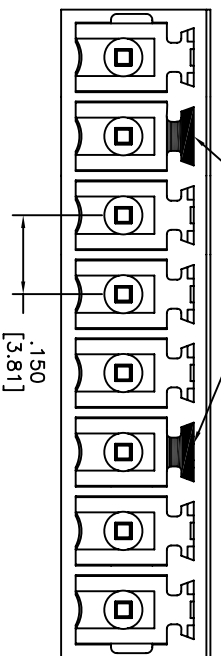
| Rev | AWO # | Description | Date    | Appr |
|-----|-------|-------------|---------|------|
| -   |       | RELEASED    | 2/23/09 |      |

APPROVED: \_\_\_\_\_

DATE: \_\_\_\_\_ TITLE: \_\_\_\_\_

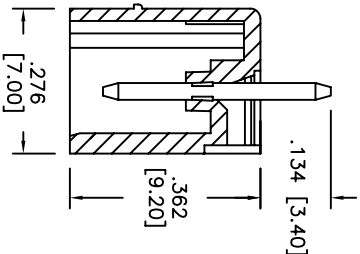


KEYS INSTALLED IN POSITIONS 2 AND 6



Recommended PCB Layout

ø 0.049 [1.25]



**SPECIFICATIONS:**

**Material:**

Insulator: PA66, rated UL 94V-0

Insulator color: Green

Contact: Copper, Tin plated.

**Electrical:**

Operation voltage: 300 VAC max

Contact rating: 8 Amps max per Pole

Contact resistance: 20 mohms max

Insulation resistance: 500 Mohms min @ DC500V

Dielectric withstanding voltage: 2000 VAC for 1 minute

**Environmental:**

Operating temperature: -40°C to +105°C

Lead free, RoHS compliant.

Recommended soldering temp: 235°C for 5 sec.



**ADAM TECH**

909 Rahway Avenue, Union, NJ 07083  
Phone: 908-687-5000 Fax: 908-687-5710

TITLE: **TERMINAL BLOCK SOCKETS FOR PLUGGABLE, VERTICAL, .150" [3.81] PITCH, PIN #2 & #6 KEYED**

|   |        |           |        |
|---|--------|-----------|--------|
| UNLESS OTHERWISE SPECIFIED<br>ALL DIMENSIONS ARE MM [INCHES]<br>TOLERANCES: EXCEPT AS NOTED<br>INCHES |        | HOLE SIZE |        |
| .X  | ± .10  | Ø.X       | ± .10  |
| .XX   | ± .020 | Ø.XX      | ± .015 |
| .XXX  | ± .015 | Ø.XXX     | ± .010 |
| APPROVALS   |        | DATE      |        |
| DRAWN   | DY     | 2/23/09   |        |
| CHECKED   |        |           |        |
| APPROVED  |        |           |        |

|              |                  |            |
|--------------|------------------|------------|
| SIZE         | PART NO.         | REV.       |
| X            | EBR-08-B-K02/K06 | -          |
| REF:         | S00024T          | SCALE: NTS |
| SHEET 1 OF 1 |                  |            |

6

5

4

3

2

1