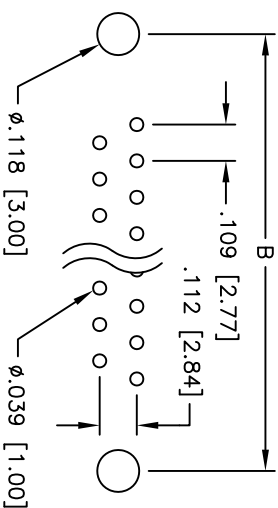
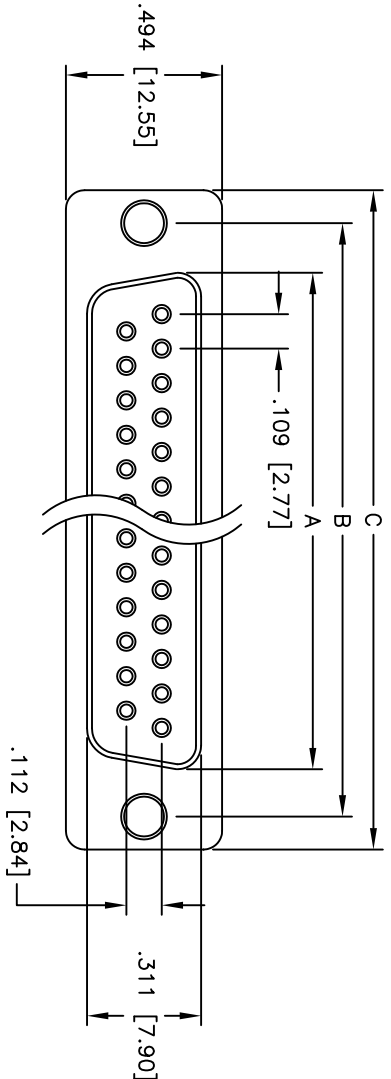
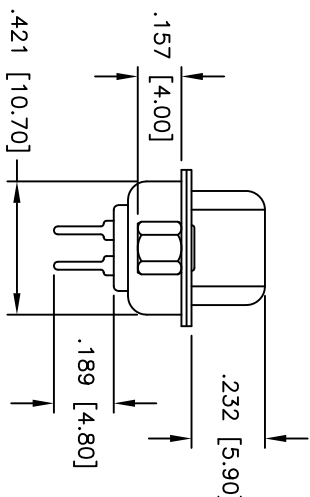
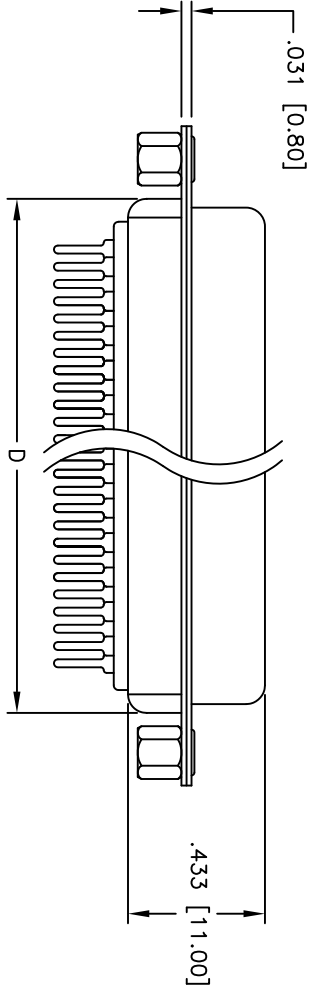


Rev	AWO #	Description	Date	Appr
-		RELEASED	4/15/05	

APPROVED: _____
 DATE: _____ TITLE: _____



PCB LAYOUT



SPECIFICATIONS:

Material: Insulator: Hi-temp thermoplastic, rated UL 94V-0
 Insulator color: Black
 Contacts: Phosphor Bronze
 Shell: Steel, Tin plated
 Hardware: Brass, Nickel plated
 Plating: Gold flash over Nickel underplate overall
Electrical: Operating voltage: 250 VAC max
 Current rating: 5 Amps max
 Contact resistance: 20 mohms max
 Insulation resistance: 5,000 Mohms min
 Dielectric withstanding voltage: 1,000 VAC for 1 minute
Temperature Rating: Operating temperature: -65°C to +125°C
Environmental: Lead free, RoHS compliant
 Recommended soldering temp: 260°C for 5 seconds

DXXX	NO. OF CONTACTS	DIMENSIONS			
		A	B	C	D
DE09	9	.643 [16.33]	.984 [24.99]	1.213 [30.81]	.756 [19.20]
DA15	15	.971 [24.66]	1.312 [33.32]	1.541 [39.14]	1.091 [27.70]
DB25	25	1.511 [38.38]	1.852 [47.04]	2.088 [53.04]	1.618 [41.10]
DC37	37	2.159 [54.84]	2.500 [63.50]	2.729 [69.32]	2.256 [57.30]

UNLESS OTHERWISE SPECIFIED
 ALL DIMENSIONS ARE INCHES [MM]
 TOLERANCES: EXCEPT AS NOTED
 INCHES HOLEES ±.10
 .XX ±.020 ØXX ±.015
 .XXX ±.015 ØXXX ±.010
 APPROVALS DATE

ADAM TECH

909 Rahway Avenue, Union, NJ 07083
 Phone: 908-687-5000 Fax: 908-687-5710

D-SUB SOCKET, STANDARD PROFILE
 RIVETED #4-40 CLINCH NUTS

DRAWN	SS	4/15/05	SIZE	PART NO.	DXXX-ST-1-SL-HT	REV.
CHECKED			X			
APPROVED			REF:	SCALE:	NTS	SHEET 1 OF 1