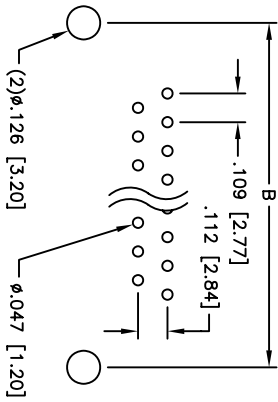
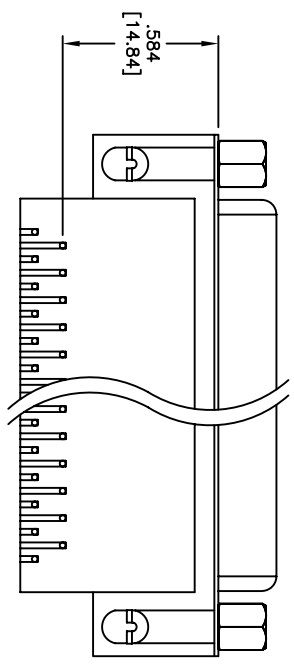
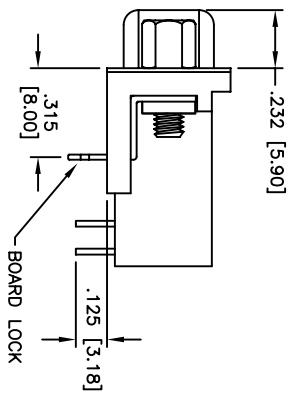
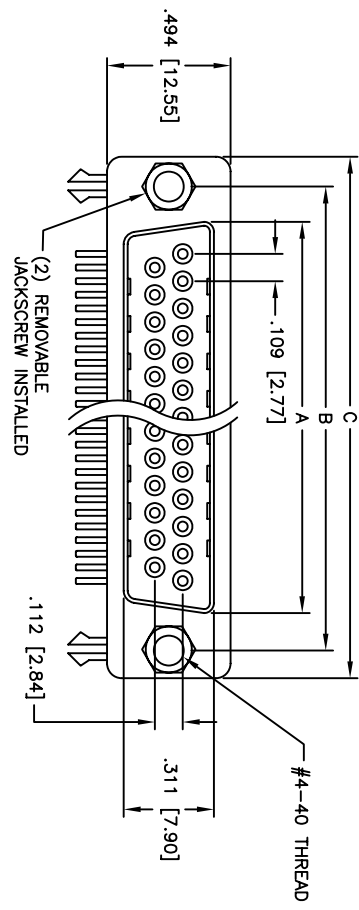


Rev	AWO #	Description	Date	Appr
-		RELEASED	10/31/07	

APPROVED: \_\_\_\_\_  
 DATE: \_\_\_\_\_ TITLE: \_\_\_\_\_



RECOMMENDED  
PCB LAYOUT

Positions	DIMENSIONS		
	A	B	C
9	.643 [16.33]	.984 [24.99]	1.213 [30.81]
15	.971 [24.66]	1.312 [33.32]	1.541 [39.14]
25	1.511 [38.38]	1.852 [47.04]	2.088 [53.04]
37	2.159 [54.84]	2.500 [63.50]	2.729 [69.32]

Unit: Inch / mm

**SPECIFICATIONS:**

**Material:**  
 Insulator: PBT, glass reinforced, rated UL 94V-0  
 Insulator color: Black  
 Contacts: Phosphor Bronze  
 Shell: Steel, Tin plated  
 Hardware: Brass, Nickel plated  
 Plating:  
 Gold flash over Nickel underplate overall

**Electrical:**  
 Operating voltage: 250 VAC max  
 Current rating: 5 Amps max  
 Contact resistance: 20 mohms max  
 Insulation resistance: 5,000 Mohms min  
 Dielectric withstanding voltage: 1,000 VAC for 1 minute

**Temperature Rating:**  
 Operating temperature: -65°C to +125°C

**Environmental:**  
 Lead free, RoHS compliant  
 Recommended soldering temp: 235°C for 5 seconds



**ADAM TECH**

909 Rahway Avenue, Union, NJ 07083  
 Phone: 908-687-5000 Fax: 908-687-5710

TITLE: .591 [15.00] FOOTPRINT D-SUB SOCKET  
 FORKED BOARDLOCKS, #4-40 JACK SCREWS

UNLESS OTHERWISE SPECIFIED ALL DIMENSIONS ARE INCHES [MM]	
TOLERANCES: EXCEPT AS NOTED	
INCHES	MM
.X ± .10	ØX ± .10
.XX ± .020	ØXX ± .015
.XXX ± .015	ØXXX ± .010
APPROVALS	DATE
DRAWN	SS
CHECKED	10/31/07
APPROVED	

SIZE: X  
 PART NO.: DXXX-SQ-F-5  
 SCALE: NTS  
 SHEET 1 OF 1